

For Research Use Only

# RAB9A Recombinant antibody, PBS Only (Capture)

Catalog Number: 84129-4-PBS



## Basic Information

<b>Catalog Number:</b> 84129-4-PBS	<b>GenBank Accession Number:</b> BC017265	<b>Purification Method:</b> Protein A purification
<b>Size:</b> 100ug , Concentration: 1 mg/ml by Nanodrop;	<b>GeneID (NCBI):</b> 9367	<b>CloneNo.:</b> 241372E10
<b>Source:</b> Rabbit	<b>UNIPROT ID:</b> P51151	
<b>Isotype:</b> IgG	<b>Full Name:</b> RAB9A, member RAS oncogene family	
<b>Immunogen Catalog Number:</b> AG1969	<b>Calculated MW:</b> 201 aa, 23 kDa	

## Applications

**Tested Applications:**  
Cytometric bead array, Indirect ELISA

**Species Specificity:**  
human

## Product Information

84129-4-PBS targets RAB9A as part of a matched antibody pair:

MP01043-1: 84129-4-PBS capture and 84129-3-PBS detection (validated in Cytometric bead array)

MP01043-2: 84129-4-PBS capture and 84129-2-PBS detection (validated in Cytometric bead array)

MP01043-3: 84129-4-PBS capture and 84129-1-PBS detection (validated in Cytometric bead array)

Unconjugated rabbit recombinant monoclonal antibody in PBS only (BSA and azide free) storage buffer at a concentration of 1 mg/mL, ready for conjugation. Created using Proteintech's proprietary in-house recombinant technology. Recombinant production enables unrivalled batch-to-batch consistency, easy scale-up, and future security of supply.

This conjugation ready format makes antibodies ideal for use in many applications including: ELISAs, multiplex assays requiring matched pairs, mass cytometry, and multiplex imaging applications. Antibody use should be optimized by the end user for each application and assay.

## Storage

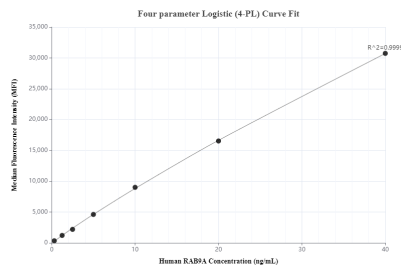
**Storage:**  
Store at -80°C.

**Storage Buffer:**  
PBS Only

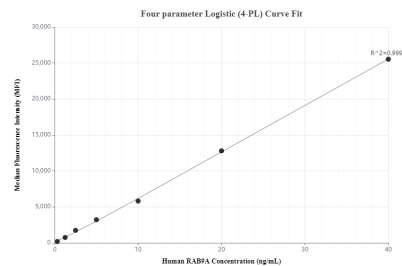
For technical support and original validation data for this product please contact:  
T: 1 (888) 4PTGLAB (1-888-478-4522) (toll free in USA), or 1(312) 455-8498 (outside USA)  
E: [proteintech@ptglab.com](mailto:proteintech@ptglab.com)  
W: [ptglab.com](http://ptglab.com)

This product is exclusively available under Proteintech Group brand and is not available to purchase from any other manufacturer.

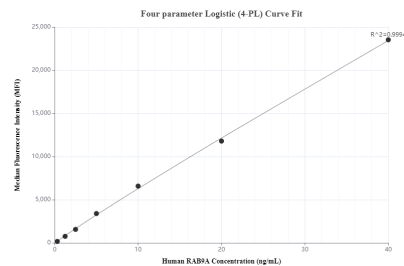
## Selected Validation Data



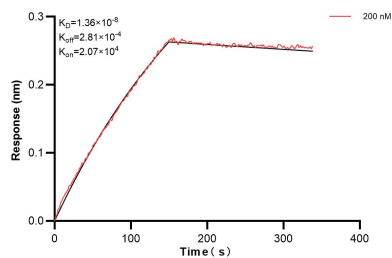
Cytometric bead array standard curve of MP01043-1, RAB9A Recombinant Matched Antibody Pair, PBS Only. Capture antibody: 84129-4-PBS. Detection antibody: 84129-3-PBS. Standard: Ag1969. Range: 0.313-40 ng/mL



Cytometric bead array standard curve of MP01043-2, RAB9A Recombinant Matched Antibody Pair, PBS Only. Capture antibody: 84129-4-PBS. Detection antibody: 84129-2-PBS. Standard: Ag1969. Range: 0.313-40 ng/mL



Cytometric bead array standard curve of MP01043-3, RAB9A Recombinant Matched Antibody Pair, PBS Only. Capture antibody: 84129-4-PBS. Detection antibody: 84129-1-PBS. Standard: Ag1969. Range: 0.313-40 ng/mL



Biolayer interferometry (BLI) kinetic assay of 84129-4-PBS against Human RAB9A was performed. The affinity constant is 13.6 nM.