

For Research Use Only

CD155/PVR Recombinant antibody

Catalog Number: 84138-5-RR

Featured Product



Basic Information

Catalog Number:

84138-5-RR

Size:

100ul, Concentration: 1000 µg/ml by Nanodrop;

Source:

Rabbit

Isotype:

IgG

GenBank Accession Number:

BC015542

GeneID (NCBI):

5817

UNIPROT ID:

P15151

Full Name:

poliovirus receptor

Calculated MW:

45 kDa

Observed MW:

70 kDa

Purification Method:

Protein A purification

CloneNo.:

241405F5

Recommended Dilutions:

WB 1:5000-1:50000

IHC 1:500-1:2000

Applications

Tested Applications:

WB, IHC, ELISA

Species Specificity:

human

Note-IHC: suggested antigen retrieval with TE buffer pH 9.0; (*) Alternatively, antigen retrieval may be performed with citrate buffer pH 6.0

Positive Controls:

WB : HT-1080 cells, A549 cells, HUVEC cells, MKN-45 cells

IHC : human colon cancer tissue,

Background Information

CD155, also known as PVR, is a type I transmembrane glycoprotein in the immunoglobulin superfamily. It contains three extracellular immunoglobulin-like domains, D1-D3, of which D1 is recognized by the virus. Mature human CD155 consists of a 323 amino acid extracellular domain with one N-terminal V-type and two C2-type Ig-like domains, a 24 amino acid transmembrane segment, and a 50 amino acid cytoplasmic tail. CD155 is thought to play a role in adhesion by interaction with the ECM component vitronectin as well as a role in NK killing of tumor cells. CD155 binds to two receptors of NK cells, CD96 and CD226, and accumulates at cell-cell contact sites, leading to the formation of mature immune synapses between NK cells and target cells. CD155 serves as the entry receptor for poliovirus and thereby mediates human susceptibility to poliovirus infection.

Storage

Storage:

Store at -20°C. Stable for one year after shipment.

Storage Buffer:

PBS with 0.02% sodium azide and 50% glycerol pH 7.3.

Aliquoting is unnecessary for -20°C storage

*** 20ul sizes contain 0.1% BSA

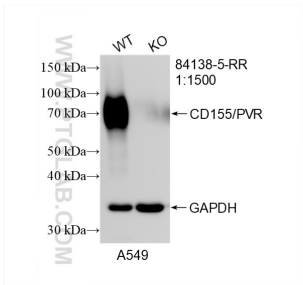
For technical support and original validation data for this product please contact:

T: 1 (888) 4PTGLAB (1-888-478-4522) (toll free in USA), or 1(312) 455-8498 (outside USA)

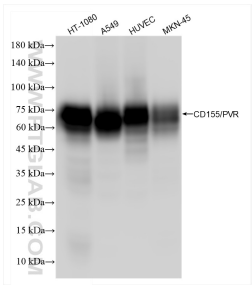
E: proteintech@ptglab.com
W: ptglab.com

This product is exclusively available under Proteintech Group brand and is not available to purchase from any other manufacturer.

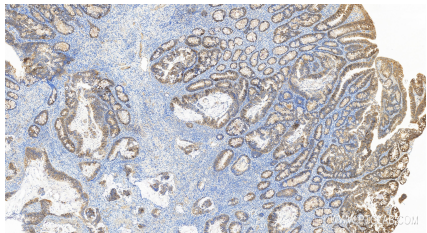
Selected Validation Data



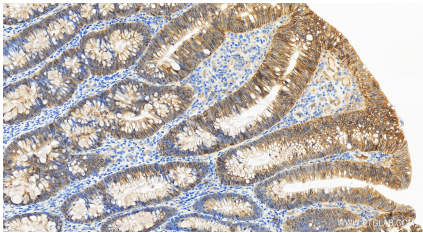
WB result of CD155/PVR antibody (84138-5-RR; 1:1500; room temperature for 1.5 hours) with wild-type and CD155/PVR knockout A549 cells.



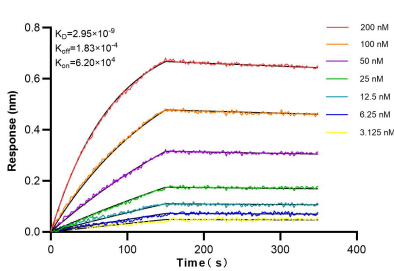
Various lysates were subjected to SDS PAGE followed by western blot with 84138-5-RR (CD155/PVR antibody) at dilution of 1:10000 incubated at room temperature for 1.5 hours.



Immunohistochemical analysis of paraffin-embedded human colon cancer tissue slide using 84138-5-RR (CD155/PVR antibody) at dilution of 1:1000 (under 10x lens). Heat mediated antigen retrieval with Tris-EDTA buffer (pH 9.0).



Immunohistochemical analysis of paraffin-embedded human colon cancer tissue slide using 84138-5-RR (CD155/PVR antibody) at dilution of 1:1000 (under 40x lens). Heat mediated antigen retrieval with Tris-EDTA buffer (pH 9.0).



Biolayer interferometry (BLI) kinetic assays of 84138-5-RR against Human CD155/PVR were performed. The affinity constant is 2.95 nM.