

For Research Use Only

ARHGEF11 Recombinant antibody, PBS Only (Capture)

Catalog Number: 84149-3-PBS



Basic Information

Catalog Number: 84149-3-PBS	GenBank Accession Number: GeneID (NCBI): 9826	Purification Method: Protein A purification
Size: 100ug , Concentration: 1 mg/ml by Nanodrop;	UNIPROT ID: O15085	CloneNo.: 241427D6
Source: Rabbit	Full Name: Rho guanine nucleotide exchange factor (GEF) 11	
Isotype: IgG	Calculated MW: 168 kDa	
Immunogen Catalog Number: AG33104		

Applications

Tested Applications:
Cytometric bead array, Sandwich ELISA, Indirect ELISA, Sample test

Species Specificity:
human

Product Information

84149-3-PBS targets ARHGEF11 as part of a matched antibody pair:

MP01063-2: 84149-3-PBS capture and 84149-1-PBS detection (validated in Cytometric bead array, Sandwich ELISA)

Unconjugated rabbit recombinant monoclonal antibody in PBS only (BSA and azide free) storage buffer at a concentration of 1 mg/mL, ready for conjugation. Created using Proteintech's proprietary in-house recombinant technology. Recombinant production enables unrivalled batch-to-batch consistency, easy scale-up, and future security of supply.

This conjugation ready format makes antibodies ideal for use in many applications including: ELISAs, multiplex assays requiring matched pairs, mass cytometry, and multiplex imaging applications. Antibody use should be optimized by the end user for each application and assay.

Storage

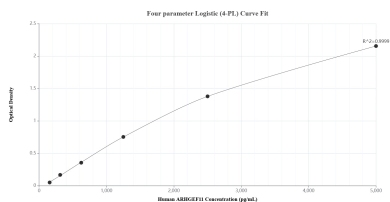
Storage:
Store at -80°C.

Storage Buffer:
PBS Only

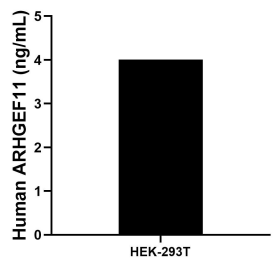
For technical support and original validation data for this product please contact:
T: 1 (888) 4PTGLAB (1-888-478-4522) (toll free in USA), or 1(312) 455-8498 (outside USA)
E: proteintech@ptglab.com
W: ptglab.com

This product is exclusively available under Proteintech Group brand and is not available to purchase from any other manufacturer.

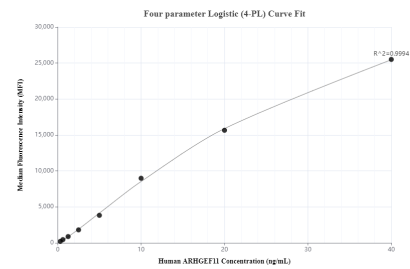
Selected Validation Data



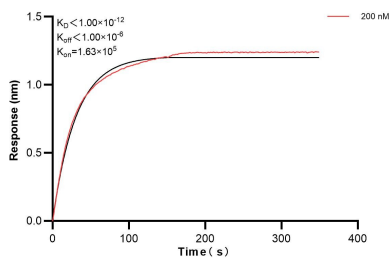
Sandwich ELISA standard curve of MP01063-2, Human ARHGEF11 Recombinant Matched Antibody Pair - PBS only. 84149-3-PBS was coated to a plate as the capture antibody and incubated with serial dilutions of standard Ag33104. 84149-1-PBS was HRP conjugated as the detection antibody. Range: 156-5000 pg/mL



The mean ARHGEF11 concentration was determined to be 4.0 ng/mL in HEK-293T cell extract based on a 3.2 mg/mL extract load.



Cytometric bead array standard curve of MP01063-2, ARHGEF11 Recombinant Matched Antibody Pair, PBS Only. Capture antibody: 84149-3-PBS. Detection antibody: 84149-1-PBS. Standard: Ag33104. Range: 0.313-40 ng/mL



Bi-layer interferometry (BLI) kinetic assay of 84149-3-PBS against Human ARHGEF11 was performed. The affinity constant is below 1 pM.