

UCH-L1/PGP9.5 Recombinant antibody

Catalog Number: 84154-4-RR

Basic Information

Catalog Number: 84154-4-RR	GenBank Accession Number: BC000332	Purification Method: Protein A purification
Size: 100ul , Concentration: 1000 ug/ml by Nanodrop;	GeneID (NCBI): 7345	CloneNo.: 241107B2
Source: Rabbit	UNIPROT ID: P09936	Recommended Dilutions: WB 1:5000-1:50000 IHC 1:50-1:500 IF-P 1:125-1:500
Isotype: IgG	Full Name: ubiquitin carboxyl-terminal esterase L1 (ubiquitin thiolesterase)	
Immunogen Catalog Number: AG6490	Calculated MW: 25 kDa	
	Observed MW: 27 kDa	

Applications

Tested Applications:

WB, IHC, IF-P, ELISA

Species Specificity:

human, mouse, rat

Note-IHC: suggested antigen retrieval with TE buffer pH 9.0; (*) Alternatively, antigen retrieval may be performed with citrate buffer pH 6.0

Positive Controls:

WB : Neuro-2a cells, SH-SY5Y cells, mouse brain tissue, rat brain tissue

IHC : mouse brain tissue,

IF-P : mouse brain tissue,

Background Information

UCHL1(Ubiquitin carboxyl-terminal hydrolase isozyme L1) is a member of a gene family whose products hydrolyze small C-terminal adducts of ubiquitin to generate the ubiquitin monomer. Expression of UCHL1 is highly specific to neurons and to cells of the diffuse neuroendocrine system and their tumors. It is present in all neurons(PMID: 6343558). This protein is present in brain at concentrations at least 50 times greater than in other organs and is a major protein component of neuronal cytoplasm (PMID:7217993). And UCHL1 is a Parkinson's disease susceptibility gene (PMID:15048890).

Storage

Storage:

Store at -20°C. Stable for one year after shipment.

Storage Buffer:

PBS with 0.02% sodium azide and 50% glycerol pH 7.3.

Aliquoting is unnecessary for -20°C storage

*** 20ul sizes contain 0.1% BSA

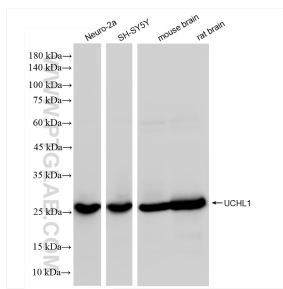
For technical support and original validation data for this product please contact:

T: 1 (888) 4PTGLAB (1-888-478-4522) (toll free in USA), or 1(312) 455-8498 (outside USA)

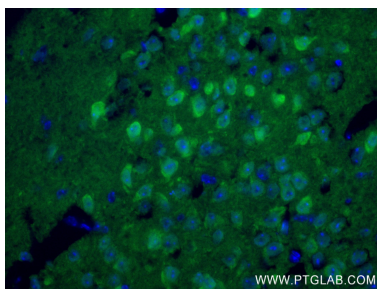
E: proteintech@ptglab.com
W: ptglab.com

This product is exclusively available under Proteintech Group brand and is not available to purchase from any other manufacturer.

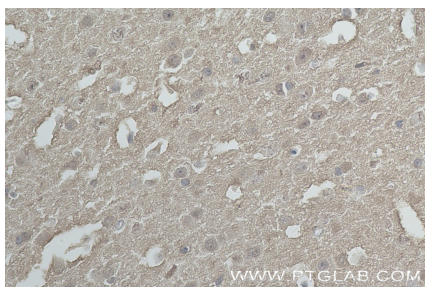
Selected Validation Data



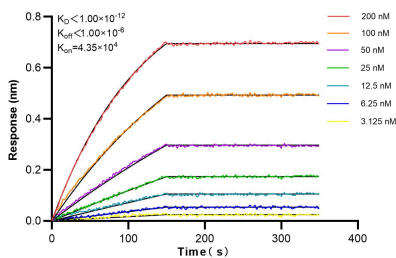
Various lysates were subjected to SDS PAGE followed by western blot with 84154-4-RR (UCHL1 antibody) at dilution of 1:20000 incubated at room temperature for 1.5 hours.



Immunofluorescent analysis of (4% PFA) fixed mouse brain tissue using UCH-L1/PGP9.5 antibody (84154-4-RR, Clone: 241107B2) at dilution of 1:250 and CoraLite®488-Conjugated Goat Anti-Rabbit IgG(H+L) (SA00013-2).



Immunohistochemical analysis of paraffin-embedded mouse brain tissue slide using 84154-4-RR (UCH-L1/PGP9.5 antibody) at dilution of 1:200 (under 40x lens). Heat mediated antigen retrieval with .



Biolayer interferometry (BLI) kinetic assays of 84154-4-RR against Human UCHL1/PGP9.5 were performed. The affinity constant is below 1 pM.