

For Research Use Only

TNFSF18 Recombinant antibody, PBS Only (Capture)

Catalog Number: 84159-2-PBS



Basic Information

Catalog Number: 84159-2-PBS	GenBank Accession Number: BC069319	Purification Method: Protein A purification
Size: 100ug , Concentration: 1 mg/ml by Nanodrop;	GeneID (NCBI): 8995	CloneNo.: 241404F1
Source: Rabbit	UNIPROT ID: Q9UNG2	
Isotype: IgG	Full Name: tumor necrosis factor (ligand) superfamily, member 18	
	Calculated MW: 177 aa, 20 kDa	

Applications

Tested Applications:
Cytometric bead array, Indirect ELISA

Species Specificity:
human

Product Information

84159-2-PBS targets TNFSF18 as part of a matched antibody pair:

MP01084-1: 84159-2-PBS capture and 84159-3-PBS detection (validated in Cytometric bead array)

MP01084-2: 84159-2-PBS capture and 84159-1-PBS detection (validated in Cytometric bead array)

Unconjugated rabbit recombinant monoclonal antibody in PBS only (BSA and azide free) storage buffer at a concentration of 1 mg/mL, ready for conjugation. Created using Proteintech's proprietary in-house recombinant technology. Recombinant production enables unrivalled batch-to-batch consistency, easy scale-up, and future security of supply.

This conjugation ready format makes antibodies ideal for use in many applications including: ELISAs, multiplex assays requiring matched pairs, mass cytometry, and multiplex imaging applications. Antibody use should be optimized by the end user for each application and assay.

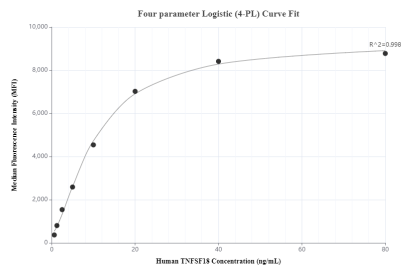
Storage

Storage:
Store at -80°C.
Storage Buffer:
PBS Only

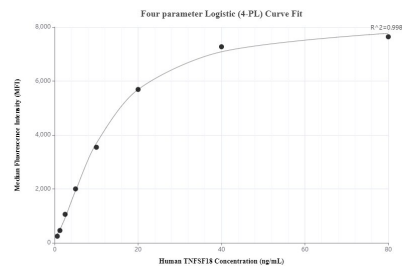
For technical support and original validation data for this product please contact:
T: 1 (888) 4PTGLAB (1-888-478-4522) (toll free in USA), or 1(312) 455-8498 (outside USA)
E: proteintech@ptglab.com
W: ptglab.com

This product is exclusively available under Proteintech Group brand and is not available to purchase from any other manufacturer.

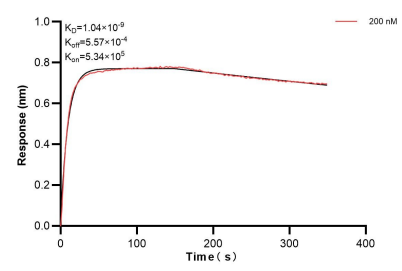
Selected Validation Data



Cytometric bead array standard curve of MP01084-1, TNFSF18 Recombinant Matched Antibody Pair, PBS Only. Capture antibody: 84159-2-PBS. Detection antibody: 84159-3-PBS. Standard: Eg32094. Range: 0.625-80 ng/mL



Cytometric bead array standard curve of MP01084-2, TNFSF18 Recombinant Matched Antibody Pair, PBS Only. Capture antibody: 84159-2-PBS. Detection antibody: 84159-1-PBS. Standard: Eg32094. Range: 0.625-80 ng/mL



Biolayer interferometry (BLI) kinetic assay of 84159-2-PBS against Human TNFSF18 was performed. The affinity constant is 1.04 nM.