

For Research Use Only

# TNIK Recombinant antibody

Catalog Number: 84231-4-RR



## Basic Information

<b>Catalog Number:</b> 84231-4-RR	<b>GenBank Accession Number:</b> BC150256	<b>Purification Method:</b> Protein A purification
<b>Size:</b> 100ul , Concentration: 1000 µg/ml by Nanodrop;	<b>GeneID (NCBI):</b> 23043	<b>CloneNo.:</b> 241518D9
<b>Source:</b> Rabbit	<b>UNIPROT ID:</b> Q9UKE5	<b>Recommended Dilutions:</b> WB 1:500-1:2000 IF/ICC 1:125-1:500
<b>Isotype:</b> IgG	<b>Full Name:</b> TRAF2 and NCK interacting kinase	
<b>Immunogen Catalog Number:</b> AG34132	<b>Observed MW:</b> 170 kDa	

## Applications

<b>Tested Applications:</b> WB, IF/ICC, ELISA	<b>Positive Controls:</b>
<b>Species Specificity:</b> human	<b>WB :</b> T-47D cells, HeLa cells, HEK-293 cells, K-562 cells, COLO 205 cells, Caco-2 cells
	<b>IF/ICC :</b> K-562 cells,

## Background Information

Traf2- and Nck-interacting kinase (TNIK) is one of the germinal center kinase family members involved in cytoskeleton organization and neuronal dendrite extension (PMID: 24566388). TNIK is an essential regulatory component of the T-cell factor-4 and  $\beta$ -catenin transcriptional complex and is required for the tumor-initiating function of colorectal cancer stem cells (PMID: 10521462).

## Storage

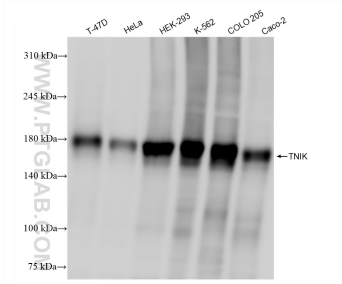
**Storage:**  
Store at -20°C. Stable for one year after shipment.  
**Storage Buffer:**  
PBS with 0.02% sodium azide and 50% glycerol pH 7.3.  
Aliquoting is unnecessary for -20°C storage

\*\*\* 20ul sizes contain 0.1% BSA

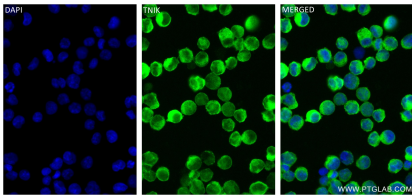
For technical support and original validation data for this product please contact:  
T: 1 (888) 4PTGLAB (1-888-478-4522) (toll free in USA), or 1(312) 455-8498 (outside USA)  
E: [proteintech@ptglab.com](mailto:proteintech@ptglab.com)  
W: [ptglab.com](http://ptglab.com)

This product is exclusively available under Proteintech Group brand and is not available to purchase from any other manufacturer.

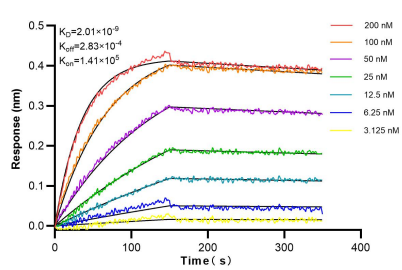
## Selected Validation Data



Various lysates were subjected to SDS PAGE followed by western blot with 84231-4-RR (TNIK antibody) at dilution of 1:1000 incubated at room temperature for 1.5 hours.



Immunofluorescent analysis of (4% PFA) fixed K-562 cells using TNIK antibody (84231-4-RR, Clone: 241518D9) at dilution of 1:250 and CoraLite® 488-Conjugated Goat Anti-Rabbit IgG(H+L) (SA00013-2).



Biolayer interferometry (BLI) kinetic assays of 84231-4-RR against Human TNIK were performed. The affinity constant is 2.01 nM.