

For Research Use Only

CD97 Recombinant antibody

Catalog Number: 84255-6-RR



Basic Information

Catalog Number: 84255-6-RR	GenBank Accession Number: BC026690	Purification Method: Protein A purification
Size: 100ul , Concentration: 1000 µg/ml by Nanodrop;	GeneID (NCBI): 976	CloneNo.: 241335A11
Source: Rabbit	UNIPROT ID: P48960	Recommended Dilutions: WB 1:5000-1:50000 IHC 1:500-1:2000 IF/ICC 1:200-1:800
Isotype: IgG	Full Name: CD97 molecule	
	Calculated MW: 722 aa, 79 kDa	
	Observed MW: 75 kDa	

Applications

Tested Applications: WB, IHC, IF/ICC, ELISA	Positive Controls:
Species Specificity: human	WB : U-937 cells, DU 145 cells, BGC-823 cells, SGC-7901 cells, HL-60 cells
Note-IHC: suggested antigen retrieval with TE buffer pH 9.0; (*) Alternatively, antigen retrieval may be performed with citrate buffer pH 6.0	IHC : human tonsillitis tissue,
	IF/ICC : Jurkat cells,

Background Information

CD97 is a member of the seven-trans-membrane subfamily of the class B G protein-coupled receptor (GPCR) group of the epidermal growth factor (EGF) and is present on the surface of lymphocytes, monocytes, macrophages, dendritic cells, granulocytes, and smooth muscle, being a dimeric glycoprotein with a 75-90 kDa intracellular domain and a 28 kDa extracellular domain (PMID: 23969601). It plays a vital role in cell adhesion, migration, and cell connection regulation (PMID: 36464675). CD97 is expressed on T-cells, but rarely on B cells. CD97 might play key roles in cellular adhesion, through connections with other proteins of the cell surface and of the extracellular matrix (PMID: 32781778).

Storage

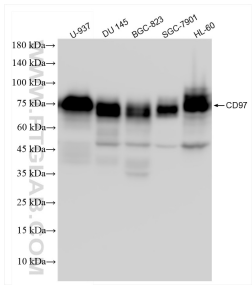
Storage:
Store at -20°C. Stable for one year after shipment.
Storage Buffer:
PBS with 0.02% sodium azide and 50% glycerol pH 7.3.
Aliquoting is unnecessary for -20°C storage

*** 20ul sizes contain 0.1% BSA

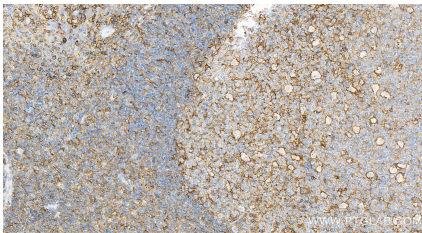
For technical support and original validation data for this product please contact:
T: 1 (888) 4PTGLAB (1-888-478-4522) (toll free in USA), or 1(312) 455-8498 (outside USA)
E: proteintech@ptglab.com
W: ptglab.com

This product is exclusively available under Proteintech Group brand and is not available to purchase from any other manufacturer.

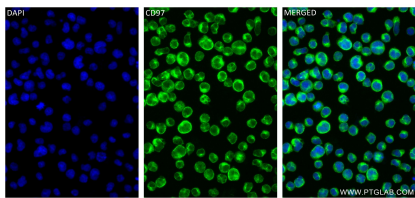
Selected Validation Data



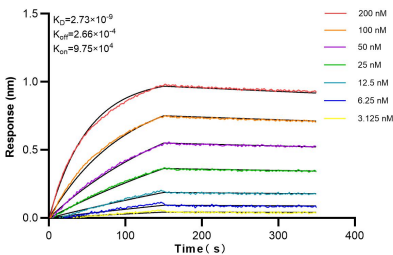
Various lysates were subjected to SDS PAGE followed by western blot with 84255-6-RR (CD97 antibody) at dilution of 1:10000 incubated at room temperature for 1.5 hours.



Immunohistochemical analysis of paraffin-embedded human tonsillitis tissue slide using 84255-6-RR (CD97 antibody) at dilution of 1:0 (under 40x lens). Heat mediated antigen retrieval with Tris-EDTA buffer (pH 9.0).



Immunofluorescent analysis of (4% PFA) fixed Jurkat cells using CD97 antibody (84255-6-RR, Clone: 241335A11) at dilution of 1:400 and CoraLite®488-Conjugated Goat Anti-Rabbit IgG(H+L) (SA00013-2).



Biolayer interferometry (BLI) kinetic assays of 84255-6-RR against Human CD97 were performed. The affinity constant is 2.73 nM.