

For Research Use Only

CD117/c-Kit Recombinant antibody

Catalog Number: 84259-5-RR



Basic Information

Catalog Number: 84259-5-RR	GenBank Accession Number: BC071593	Purification Method: Protein A purification
Size: 100ul, Concentration: 1000 µg/ml by Nanodrop;	GeneID (NCBI): 3815	CloneNo.: 241313C5
Source: Rabbit	UNIPROT ID: P10721	Recommended Dilutions: WB 1:5000-1:50000 IHC 1:250-1:1000 IF/ICC 1:200-1:800
Isotype: IgG	Full Name: v-kit Hardy-Zuckerman 4 feline sarcoma viral oncogene homolog	
	Calculated MW: 976 aa, 110 kDa	
	Observed MW: 140 kDa	

Applications

Tested Applications: WB, IHC, IF/ICC, ELISA	Positive Controls:
Species Specificity: human	WB : Mo7e cells,
Note-IHC: suggested antigen retrieval with TE buffer pH 9.0; (*) Alternatively, antigen retrieval may be performed with citrate buffer pH 6.0	IHC : human colon tissue,
	IF/ICC : Mo7e cells,

Background Information

CD117, also known as c-Kit and SCFR, is a transmembrane protein with tyrosine kinase activity encoded by the oncogene c-kit (PMID: 2448137). It is a member of the type III receptor tyrosine kinase family, which also includes CSF-1R, PDGFR β , PDGFR α , and FLT3 (PMID: 29518044). CD117 is expressed on hematopoietic stem cells and progenitor cells, mast cells, and is also found in a wide range of non-haemopoietic cell types (including melanocytes, germ cells, astrocytes, renal tubules, breast glandular epithelial cells, sweat glands, and interstitial cells of Cajal) (PMID: 10582338; 23073628). CD117 plays an important role in early hemopoiesis. It is also involved in pigmentation, fertility, gut movement, and some aspects of the nervous system (PMID: 23073628).

Storage

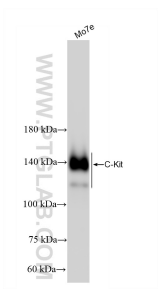
Storage:
Store at -20°C. Stable for one year after shipment.
Storage Buffer:
PBS with 0.02% sodium azide and 50% glycerol pH 7.3.
Aliquoting is unnecessary for -20°C storage

*** 20ul sizes contain 0.1% BSA

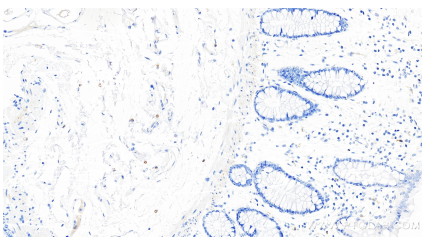
For technical support and original validation data for this product please contact:
T: 1 (888) 4PTGLAB (1-888-478-4522) (toll free in USA), or 1(312) 455-8498 (outside USA)
E: proteintech@ptglab.com
W: ptglab.com

This product is exclusively available under Proteintech Group brand and is not available to purchase from any other manufacturer.

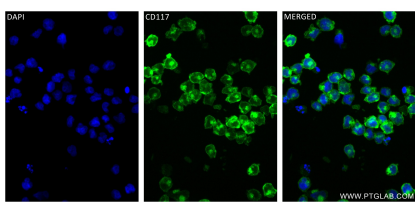
Selected Validation Data



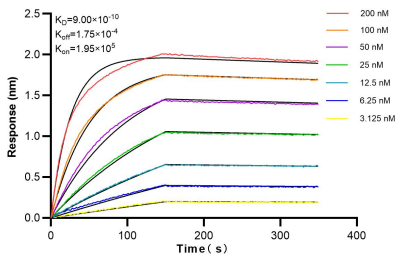
Mo7e cells were subjected to SDS PAGE followed by western blot with 84259-5-RR (CD117/c-Kit antibody) at dilution of 1:10000 incubated at room temperature for 1.5 hours.



Immunohistochemical analysis of paraffin-embedded human colon tissue slide using 84259-5-RR (CD117/c-Kit antibody) at dilution of 1:500 (under 40x lens). Heat mediated antigen retrieval with Tris-EDTA buffer (pH 9.0).



Immunofluorescent analysis of (4% PFA) fixed Mo7e cells using CD117/c-Kit antibody (84259-5-RR, Clone: 241313C5) at dilution of 1:400 and CoraLite®488-Conjugated Goat Anti-Rabbit IgG(H+L) (SA00013-2).



Biolayer interferometry (BLI) kinetic assays of 84259-5-RR against Human CD117/c-Kit were performed. The affinity constant is 0.90 nM.