

For Research Use Only

CD177 Recombinant antibody, PBS Only (Capture)

Catalog Number: 84293-2-PBS



Basic Information

Catalog Number:

84293-2-PBS

Size:

100ug, Concentration: 1 mg/ml by Nanodrop;

Source:

Rabbit

Isotype:

IgG

GenBank Accession Number:

BC029167

GeneID (NCBI):

57126

UNIPROT ID:

Q8N6Q3

Full Name:

CD177 molecule

Calculated MW:

437 aa, 46 kDa

Purification Method:

Protein A purification

CloneNo.:

241339F10

Applications

Tested Applications:

Cytometric bead array, Sandwich ELISA, Indirect ELISA, Sample test

Species Specificity:

human

Product Information

84293-2-PBS targets CD177 as part of a matched antibody pair:

MP01180-1: 84293-2-PBS capture and 84293-3-PBS detection (validated in Cytometric bead array)

MP01180-2: 84293-2-PBS capture and 84293-1-PBS detection (validated in Cytometric bead array, Sandwich ELISA)

Unconjugated rabbit recombinant monoclonal antibody in PBS only (BSA and azide free) storage buffer at a concentration of 1 mg/mL, ready for conjugation. Created using Proteintech's proprietary in-house recombinant technology. Recombinant production enables unrivalled batch-to-batch consistency, easy scale-up, and future security of supply.

This conjugation ready format makes antibodies ideal for use in many applications including: ELISAs, multiplex assays requiring matched pairs, mass cytometry, and multiplex imaging applications. Antibody use should be optimized by the end user for each application and assay.

Storage

Storage:

Store at -80°C.

Storage Buffer:

PBS only, pH7.3

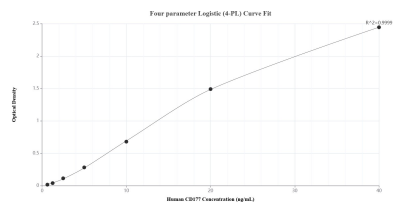
For technical support and original validation data for this product please contact:

T: 1 (888) 4PTGLAB (1-888-478-4522) (toll free in USA), or 1(312) 455-8498 (outside USA)

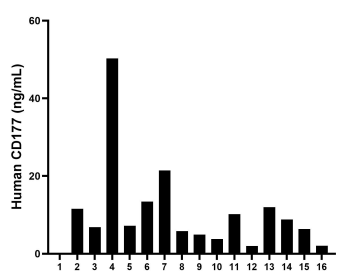
E: proteintech@ptglab.com
W: ptglab.com

This product is exclusively available under Proteintech Group brand and is not available to purchase from any other manufacturer.

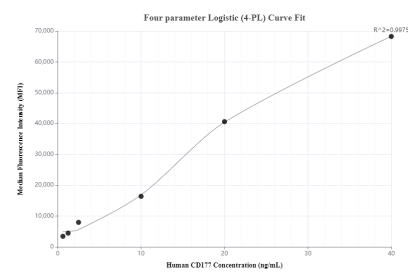
Selected Validation Data



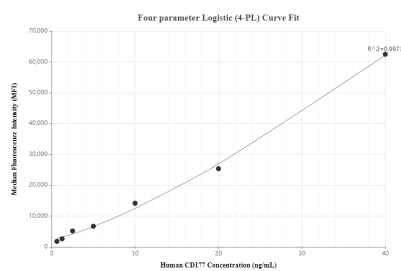
Sandwich ELISA standard curve of MP01180-2, Human CD177 Recombinant Matched Antibody Pair - PBS only. 84293-2-PBS was coated to a plate as the capture antibody and incubated with serial dilutions of standard RP02353. 84293-1-PBS was HRP conjugated as the detection antibody. Range: 0.625-40 ng/mL.



Serum of sixteen individual healthy human donors was measured. The CD177 concentration of detected samples was determined to be 10.42 ng/mL with a range of ND-50.27 ng/mL.



Cytometric bead array standard curve of MP01180-1, CD177 Recombinant Matched Antibody Pair, PBS Only. Capture antibody: 84293-2-PBS. Detection antibody: 84293-3-PBS. Standard: RP02353. Range: 0.625-40 ng/mL.



Cytometric bead array standard curve of MP01180-2, CD177 Recombinant Matched Antibody Pair, PBS Only. Capture antibody: 84293-2-PBS. Detection antibody: 84293-1-PBS. Standard: RP02353. Range: 0.625-40 ng/mL.