

For Research Use Only

Mouse 4-1BB/TNFRSF9 Recombinant antibody, PBS Only (Capture)

Catalog Number: 84315-2-PBS



Basic Information

Catalog Number:

84315-2-PBS

Size:

100ug, Concentration: 1 mg/ml by Nanodrop;

Source:

Rabbit

Isotype:

IgG

GenBank Accession Number:

NM_001077509.1

GeneID (NCBI):

21942

UNIPROT ID:

P20334

Full Name:

tumor necrosis factor receptor superfamily, member 9

Calculated MW:

28 kDa

Purification Method:

Protein A purification

CloneNo.:

241647E11

Applications

Tested Applications:

Cytometric bead array, Sandwich ELISA, Indirect ELISA, Sample test

Species Specificity:

mouse

Product Information

84315-2-PBS targets 4-1BB/TNFRSF9 as part of a matched antibody pair:

MP01216-1: 84315-2-PBS capture and 84315-3-PBS detection (validated in Cytometric bead array, Sandwich ELISA)

Unconjugated rabbit recombinant monoclonal antibody in PBS only (BSA and azide free) storage buffer at a concentration of 1 mg/mL, ready for conjugation. Created using Proteintech's proprietary in-house recombinant technology. Recombinant production enables unrivalled batch-to-batch consistency, easy scale-up, and future security of supply.

This conjugation ready format makes antibodies ideal for use in many applications including: ELISAs, multiplex assays requiring matched pairs, mass cytometry, and multiplex imaging applications. Antibody use should be optimized by the end user for each application and assay.

Storage

Storage:

Store at -80°C.

Storage Buffer:

PBS Only

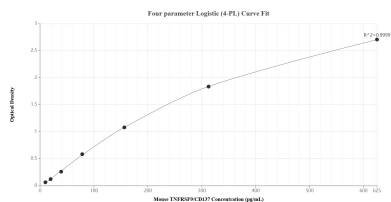
For technical support and original validation data for this product please contact:

T: 1 (888) 4PTGLAB (1-888-478-4522) (toll free in USA), or 1(312) 455-8498 (outside USA)

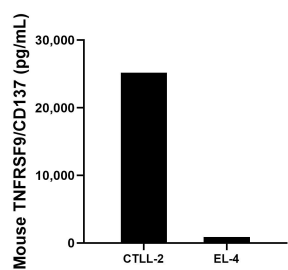
E: proteintech@ptglab.com
W: ptglab.com

This product is exclusively available under Proteintech Group brand and is not available to purchase from any other manufacturer.

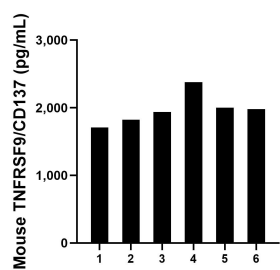
Selected Validation Data



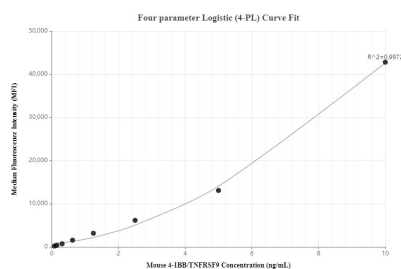
Sandwich ELISA standard curve of MP01216-1, Mouse TNFRSF9/CD137 Recombinant Matched Antibody Pair - PBS only. 84315-2-PBS was coated to a plate as the capture antibody and incubated with serial dilutions of standard Eg1627. 84315-3-PBS was HRP conjugated as the detection antibody. Range: 9.77-625 pg/mL



The mean TNFRSF9/CD137 concentration was determined to be 25182.7 pg/mL in CTLL-2 cell extract based on a 0.9 mg/mL extract load and 904.3 ng/mL in EL-4 cell extract based on a 5.2 mg/mL extract load.



Serum of six mouse was measured. The TNFRSF9/CD137 concentration of detected samples was determined to be 1971.4 pg/mL with a range of 1707.2 - 2381.3 pg/mL.



Cytometric bead array standard curve of MP01216-1, MOUSE 4-1BB/TNFRSF9 Recombinant Matched Antibody Pair, PBS Only. Capture antibody: 84315-2-PBS. Detection antibody: 84315-3-PBS. Standard: Eg1627. Range: 0.078-10 ng/mL