

For Research Use Only

HNF4A Recombinant antibody

Catalog Number: 84316-7-RR



Basic Information

Catalog Number: 84316-7-RR	GenBank Accession Number: BC137539	Purification Method: Protein A purification
Size: 100ul , Concentration: 250 µg/ml by Nanodrop;	GeneID (NCBI): 3172	CloneNo.: 241593A2
Source: Rabbit	UNIPROT ID: P41235	Recommended Dilutions: IF/ICC 1:50-1:500
Isotype: IgG	Full Name: hepatocyte nuclear factor 4, alpha	
Immunogen Catalog Number: AG24647	Calculated MW: 53 kDa	

Applications

Tested Applications: IF/ICC, ELISA	Positive Controls: IF/ICC : HeLa cells, HepG2 cells
Species Specificity: human	

Background Information

HNF4A (Hepatocyte nuclear factor 4 α) is highly conserved between humans and mice. Using conditional knockouts, epithelial HNF4A is indispensable for protecting against acute chemical-induced colitis and spontaneous colonic inflammation in aged animals (PMID:35792863). Moreover, reduced expression of HNF4A has been reported in liver fibrosis and viral vector-mediated HNF4A restoration has previously been demonstrated to reverse features of chronic liver injury. Therefore, HNF4A has been suggested as a therapeutic target for the treatment of liver fibrosis (PMID:34453962).

Storage

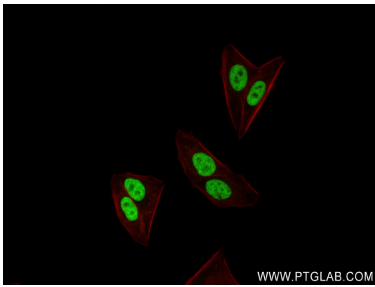
Storage:
Store at -20°C. Stable for one year after shipment.
Storage Buffer:
PBS with 0.02% sodium azide and 50% glycerol pH 7.3.
Aliquoting is unnecessary for -20°C storage

*** 20ul sizes contain 0.1% BSA

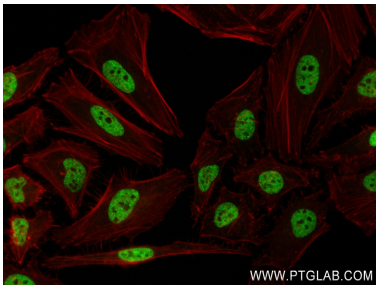
For technical support and original validation data for this product please contact:
T: 1 (888) 4PTGLAB (1-888-478-4522) (toll free in USA), or 1(312) 455-8498 (outside USA)
E: proteintech@ptglab.com
W: ptglab.com

This product is exclusively available under Proteintech Group brand and is not available to purchase from any other manufacturer.

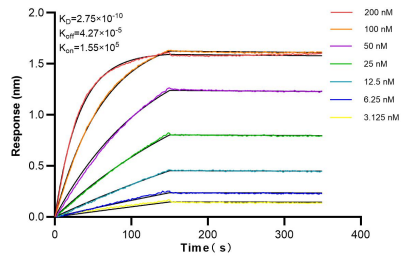
Selected Validation Data



Immunofluorescent analysis of (4% PFA) fixed HepG2 cells using HNF4A antibody (84316-7-RR, Clone: 241593A2) at dilution of 1:100 and CoraLite®488-Conjugated Goat Anti-Rabbit IgG(H+L) (SA00013-2), CL594-Phalloidin (red).



Immunofluorescent analysis of (4% PFA) fixed HeLa cells using HNF4A antibody (84316-7-RR, Clone: 241593A2) at dilution of 1:100 and CoraLite®488-Conjugated Goat Anti-Rabbit IgG(H+L) (SA00013-2), CL594-Phalloidin (red).



Biolayer interferometry (BLI) kinetic assays of 84316-7-RR against Human HNF4A were performed. The affinity constant is 0.275 nM.