

For Research Use Only

INTS1 Recombinant antibody, PBS Only (Capture)

Catalog Number: 84339-4-PBS



Basic Information

Catalog Number: 84339-4-PBS	GenBank Accession Number: BC069262	Purification Method: Protein A purification
Size: 100ug , Concentration: 1 mg/ml by Nanodrop;	GeneID (NCBI): 26173	CloneNo.: 241627F5
Source: Rabbit	UNIPROT ID: Q8N201	
Isotype: IgG	Full Name: integrator complex subunit 1	
Immunogen Catalog Number: AG35428		

Applications

Tested Applications:
Cytometric bead array, Sandwich ELISA, Indirect ELISA, Sample test

Species Specificity:
human

Product Information

84339-4-PBS targets INTS1 as part of a matched antibody pair:

MP01233-3: 84339-4-PBS capture and 84339-3-PBS detection (validated in Cytometric bead array, Sandwich ELISA)

Unconjugated rabbit recombinant monoclonal antibody in PBS only (BSA and azide free) storage buffer at a concentration of 1 mg/mL, ready for conjugation. Created using Proteintech's proprietary in-house recombinant technology. Recombinant production enables unrivalled batch-to-batch consistency, easy scale-up, and future security of supply.

This conjugation ready format makes antibodies ideal for use in many applications including: ELISAs, multiplex assays requiring matched pairs, mass cytometry, and multiplex imaging applications. Antibody use should be optimized by the end user for each application and assay.

Storage

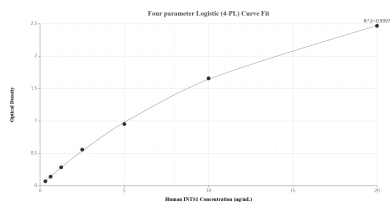
Storage:
Store at -80°C.

Storage Buffer:
PBS only

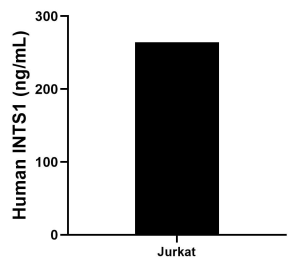
For technical support and original validation data for this product please contact:
T: 1 (888) 4PTGLAB (1-888-478-4522) (toll free in USA), or 1(312) 455-8498 (outside USA)
E: proteintech@ptglab.com
W: ptglab.com

This product is exclusively available under Proteintech Group brand and is not available to purchase from any other manufacturer.

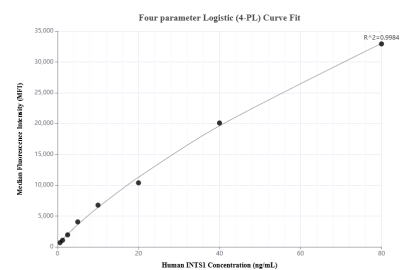
Selected Validation Data



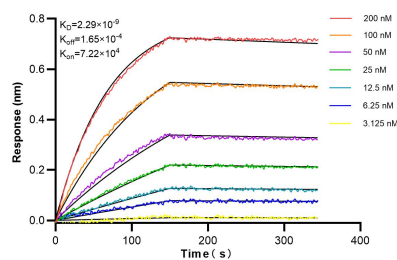
Sandwich ELISA standard curve of MP01233-3, Human INTS1 Recombinant Matched Antibody Pair - PBS only. 84339-4-PBS was coated to a plate as the capture antibody and incubated with serial dilutions of standard Ag35428. 84339-3-PBS was HRP conjugated as the detection antibody. Range: 0.313-20 ng/mL.



The mean INTS1 concentration was determined to be 264.26 ng/mL in Jurkat cell extract based on a 1.50 mg/mL extract load.



Cytometric bead array standard curve of MP01233-3, INTS1 Recombinant Matched Antibody Pair, PBS Only. Capture antibody: 84339-4-PBS. Detection antibody: 84339-3-PBS. Standard: Ag35428. Range: 0.625-80 ng/mL.



Bi-layer interferometry (BLI) kinetic assays of 84339-4-RR against Human INTS1 were performed. The affinity constant is 2.29 nM.