

For Research Use Only

ZBP1 Recombinant antibody, PBS Only (Capture)

Catalog Number: 84396-1-PBS



Basic Information

Catalog Number: 84396-1-PBS	GenBank Accession Number: BC028218	Purification Method: Protein A purification
Size: 100ug , Concentration: 1 mg/ml by Nanodrop;	GeneID (NCBI): 81030	CloneNo.: 241582B7
Source: Rabbit	UNIPROT ID: Q9H171	
Isotype: IgG	Full Name: Z-DNA binding protein 1	
Immunogen Catalog Number: AG4119	Calculated MW: 46 kDa	

Applications

Tested Applications:
Cytometric bead array, Sandwich ELISA, Indirect ELISA, Sample test

Species Specificity:
human

Product Information

84396-1-PBS targets ZBP1 as part of a matched antibody pair:

MP01267-1: 84396-1-PBS capture and 84396-2-PBS detection (validated in Cytometric bead array, Sandwich ELISA)

Unconjugated rabbit recombinant monoclonal antibody in PBS only (BSA and azide free) storage buffer at a concentration of 1 mg/mL, ready for conjugation. Created using Proteintech's proprietary in-house recombinant technology. Recombinant production enables unrivalled batch-to-batch consistency, easy scale-up, and future security of supply.

This conjugation ready format makes antibodies ideal for use in many applications including: ELISAs, multiplex assays requiring matched pairs, mass cytometry, and multiplex imaging applications. Antibody use should be optimized by the end user for each application and assay.

Storage

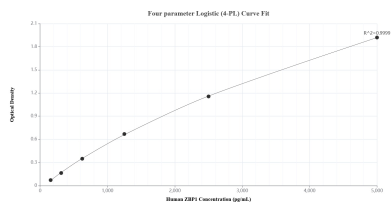
Storage:
Store at -80°C.

Storage Buffer:
PBS only, pH7.3

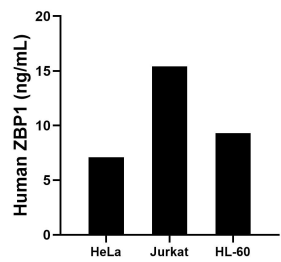
For technical support and original validation data for this product please contact:
T: 1 (888) 4PTGLAB (1-888-478-4522) (toll free in USA), or 1(312) 455-8498 (outside USA)
E: proteintech@ptglab.com
W: ptglab.com

This product is exclusively available under Proteintech Group brand and is not available to purchase from any other manufacturer.

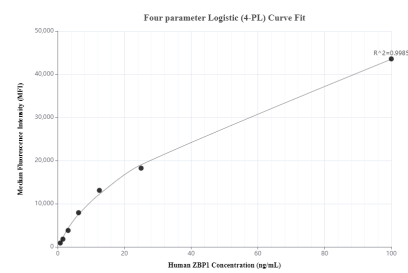
Selected Validation Data



Sandwich ELISA standard curve of MP01267-1, Human ZBP1 Recombinant Matched Antibody Pair - PBS only. 84396-1-PBS was coated to a plate as the capture antibody and incubated with serial dilutions of standard Ag4119. 84396-2-PBS was HRP conjugated as the detection antibody. Range: 156-5000 pg/mL.



The mean ZBP1 concentration was determined to be 7.1 ng/mL in HeLa cell extract based on a 2.8 mg/mL extract load, 15.4 ng/mL in Jurkat cell extract based on a 1.5 mg/mL extract load and 9.3 ng/mL in HL-60 cell extract based on a 1.4 mg/mL extract load.



Cytometric bead array standard curve of MP01267-1, ZBP1 Recombinant Matched Antibody Pair, PBS Only. Capture antibody: 84396-1-PBS. Detection antibody: 84396-2-PBS. Standard: Ag4119. Range: 0.781-100 ng/mL.