

For Research Use Only

TMBIM6 Recombinant antibody, PBS Only

Catalog Number: 84499-1-PBS



Basic Information

Catalog Number:

84499-1-PBS

Size:

100ug , Concentration: 1 mg/ml by Nanodrop;

Source:

Rabbit

Isotype:

IgG

Immunogen Catalog Number:

AG24780

GenBank Accession Number:

BC000916

GeneID (NCBI):

7009

UNIPROT ID:

P55061

Full Name:

transmembrane BAX inhibitor motif containing 6

Calculated MW:

27 kDa

Purification Method:

Protein A purification

CloneNo.:

241589D12

Applications

Tested Applications:

IHC, IF-P, Indirect ELISA

Species Specificity:

human, mouse

Storage

Storage:

Store at -80°C.

Storage Buffer:

PBS Only

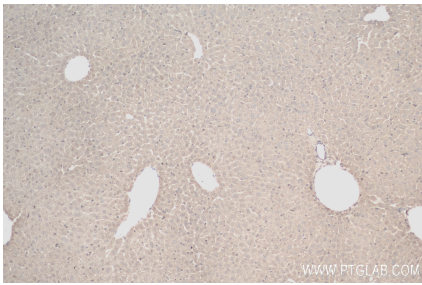
For technical support and original validation data for this product please contact:

T: 1 (888) 4PTGLAB (1-888-478-4522) (toll free in USA), or 1(312) 455-8498 (outside USA)

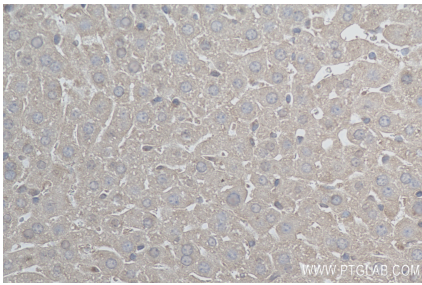
E: proteintech@ptglab.com
W: ptglab.com

This product is exclusively available under Proteintech Group brand and is not available to purchase from any other manufacturer.

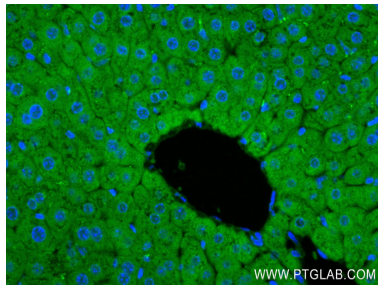
Selected Validation Data



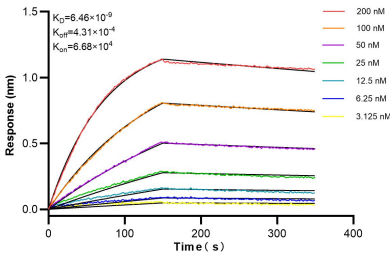
Immunohistochemical analysis of paraffin-embedded mouse liver tissue slide using 84499-1-RR (TMBIM6 antibody) at dilution of 1:400 (under 10x lens). Heat mediated antigen retrieval with Tris-EDTA buffer (pH 9.0). This data was developed using the same antibody clone with 84499-1-PBS in a different storage buffer formulation.



Immunohistochemical analysis of paraffin-embedded mouse liver tissue slide using 84499-1-RR (TMBIM6 antibody) at dilution of 1:400 (under 40x lens). Heat mediated antigen retrieval with Tris-EDTA buffer (pH 9.0). This data was developed using the same antibody clone with 84499-1-PBS in a different storage buffer formulation.



Immunofluorescent analysis of (4% PFA) fixed paraffin-embedded mouse liver tissue using TMBIM6 antibody (84499-1-RR, Clone: 241589D12) at dilution of 1:250 and CoraLite®488-Conjugated Goat Anti-Rabbit IgG(H+L) (SA00013-2). Heat mediated antigen retrieval with Tris-EDTA buffer (pH 9.0). This data was developed using the same antibody clone with 84499-1-PBS in a different storage buffer formulation.



Biolayer interferometry (BLI) kinetic assays of 84499-1-RR against Human TMBIM6 were performed. The affinity constant is 6.46 nM.