

For Research Use Only

Rat CD4 Recombinant antibody, PBS Only (Detector)

Catalog Number: 84530-1-PBS



Basic Information

Catalog Number: 84530-1-PBS	GenBank Accession Number: NM_012705.1	Purification Method: Protein A purification
Size: 100ug , Concentration: 1 mg/ml by Nanodrop;	GeneID (NCBI): 24932	CloneNo.: 241955C8
Source: Rabbit	UNIPROT ID: P05540	
Isotype: IgG	Full Name: Cd4 molecule	
Immunogen Catalog Number: EG2025	Calculated MW: 51kDa	

Applications

Tested Applications:
Cytometric bead array, Sandwich ELISA, Indirect ELISA, Sample test

Species Specificity:
rat

Product Information

84530-1-PBS targets CD4 as part of a matched antibody pair:

MP01387-2: 84530-3-PBS capture and 84530-1-PBS detection (validated in Cytometric bead array)

MP01387-3: 84530-4-PBS capture and 84530-1-PBS detection (validated in Sandwich ELISA)

Unconjugated rabbit recombinant monoclonal antibody in PBS only (BSA and azide free) storage buffer at a concentration of 1 mg/mL, ready for conjugation. Created using Proteintech's proprietary in-house recombinant technology. Recombinant production enables unrivalled batch-to-batch consistency, easy scale-up, and future security of supply.

This conjugation ready format makes antibodies ideal for use in many applications including: ELISAs, multiplex assays requiring matched pairs, mass cytometry, and multiplex imaging applications. Antibody use should be optimized by the end user for each application and assay.

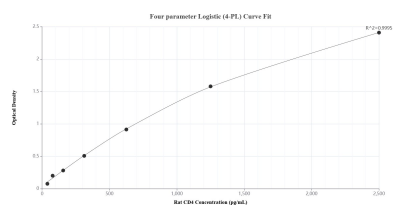
Storage

Storage:
Store at -80°C.
Storage Buffer:
PBS only, pH7.3

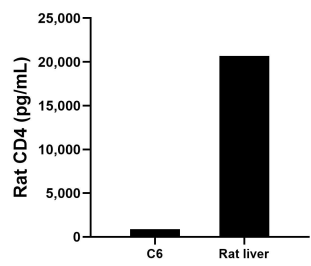
For technical support and original validation data for this product please contact:
T: 1 (888) 4PTGLAB (1-888-478-4522) (toll free in USA), or 1(312) 455-8498 (outside USA)
E: proteintech@ptglab.com
W: ptglab.com

This product is exclusively available under Proteintech Group brand and is not available to purchase from any other manufacturer.

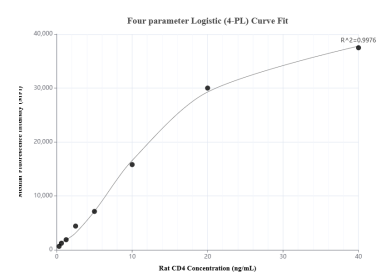
Selected Validation Data



Sandwich ELISA standard curve of MP01387-3, Rat CD4 Recombinant Matched Antibody Pair - PBS only. 84530-4-PBS was coated to a plate as the capture antibody and incubated with serial dilutions of standard Eg2025. 84530-1-PBS was HRP conjugated as the detection antibody. Range: 39.1-2500 pg/mL.



The mean CD4 concentration was determined to be 874.9 pg/mL in C6 cell extract based on a 2.0 mg/mL extract load and 20,690.7 pg/mL in rat liver tissue extract based on a 2.9 mg/mL extract load.



Cytometric bead array standard curve of MP01387-2, RAT CD4 Recombinant Matched Antibody Pair, PBS Only. Capture antibody: 84530-3-PBS. Detection antibody: 84530-1-PBS. Standard: Eg2025. Range: 0.313-40 ng/mL.