

For Research Use Only

MDMX/MDM4 Recombinant antibody, PBS Only (Detector)

Catalog Number: 84534-4-PBS



Basic Information

Catalog Number: 84534-4-PBS	GenBank Accession Number: BC067299	Purification Method: Protein A purification
Size: 100ug , Concentration: 1 mg/ml by Nanodrop;	GeneID (NCBI): 4194	CloneNo.: 241936H5
Source: Rabbit	UNIPROT ID: O15151	
Isotype: IgG	Full Name: Mdm4 p53 binding protein homolog (mouse)	
Immunogen Catalog Number: AG26678	Calculated MW: 490 aa, 55 kDa	

Applications

Tested Applications:
Cytometric bead array, Sandwich ELISA, Indirect ELISA, Sample test

Species Specificity:
human

Product Information

84534-4-PBS targets MDMX/MDM4 as part of a matched antibody pair:

MP01394-1: 84534-3-PBS capture and 84534-4-PBS detection (validated in Cytometric bead array)

MP01394-3: 84534-7-PBS capture and 84534-4-PBS detection (validated in Sandwich ELISA)

Unconjugated rabbit recombinant monoclonal antibody in PBS only (BSA and azide free) storage buffer at a concentration of 1 mg/mL, ready for conjugation. Created using Proteintech's proprietary in-house recombinant technology. Recombinant production enables unrivalled batch-to-batch consistency, easy scale-up, and future security of supply.

This conjugation ready format makes antibodies ideal for use in many applications including: ELISAs, multiplex assays requiring matched pairs, mass cytometry, and multiplex imaging applications. Antibody use should be optimized by the end user for each application and assay.

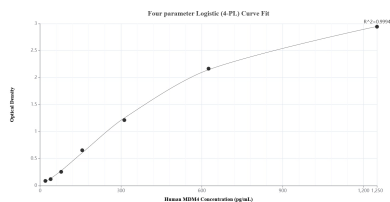
Storage

Storage:
Store at -80°C.
Storage Buffer:
PBS Only

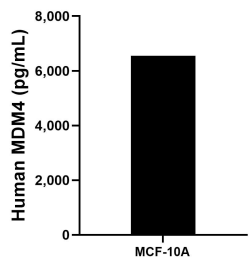
For technical support and original validation data for this product please contact:
T: 1 (888) 4PTGLAB (1-888-478-4522) (toll free in USA), or 1(312) 455-8498 (outside USA)
E: proteintech@ptglab.com
W: ptglab.com

This product is exclusively available under Proteintech Group brand and is not available to purchase from any other manufacturer.

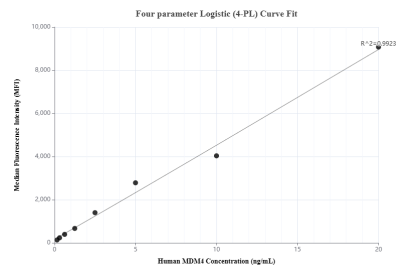
Selected Validation Data



Sandwich ELISA standard curve of MP01394-3, Human MDMX/MDM4 Recombinant Matched Antibody Pair - PBS only. 84534-7-PBS was coated to a plate as the capture antibody and incubated with serial dilutions of standard Ag26678. 84534-4-PBS was HRP conjugated as the detection antibody. Range: 19.5-1250 pg/mL



The mean MDMX/MDM4 concentration was determined to be 6,549.3 pg/mL in MCF-10A cell extract based on a 1.3 mg/mL extract load.



Cytometric bead array standard curve of MP01394-1, MDMX/MDM4 Recombinant Matched Antibody Pair, PBS Only. Capture antibody: 84534-3-PBS. Detection antibody: 84534-4-PBS. Standard: Ag26678. Range: 0.156-20 ng/mL