

For Research Use Only

# TNFSF8 Recombinant antibody, PBS Only (Capture)

Catalog Number: 84586-3-PBS



## Basic Information

<b>Catalog Number:</b> 84586-3-PBS	<b>GenBank Accession Number:</b> BC093630	<b>Purification Method:</b> Protein A purification
<b>Size:</b> 100ug, Concentration: 1 mg/ml by Nanodrop;	<b>GeneID (NCBI):</b> 944	<b>CloneNo.:</b> 241831D12
<b>Source:</b> Rabbit	<b>UNIPROT ID:</b> P32971	
<b>Isotype:</b> IgG	<b>Full Name:</b> tumor necrosis factor (ligand) superfamily, member 8	
	<b>Calculated MW:</b> 234 aa, 26 kDa	

## Applications

**Tested Applications:**  
Cytometric bead array, Sandwich ELISA, Indirect ELISA, Sample test

**Species Specificity:**  
human

## Product Information

84586-3-PBS targets TNFSF8 as part of a matched antibody pair:

MP01420-2: 84586-3-PBS capture and 84586-2-PBS detection (validated in Cytometric bead array, Sandwich ELISA)

Unconjugated rabbit recombinant monoclonal antibody in PBS only (BSA and azide free) storage buffer at a concentration of 1 mg/mL, ready for conjugation. Created using Proteintech's proprietary in-house recombinant technology. Recombinant production enables unrivalled batch-to-batch consistency, easy scale-up, and future security of supply.

This conjugation ready format makes antibodies ideal for use in many applications including: ELISAs, multiplex assays requiring matched pairs, mass cytometry, and multiplex imaging applications. Antibody use should be optimized by the end user for each application and assay.

## Storage

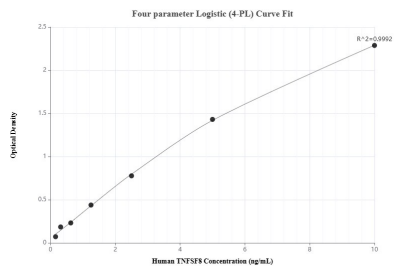
**Storage:**  
Store at -80°C.

**Storage Buffer:**  
PBS Only

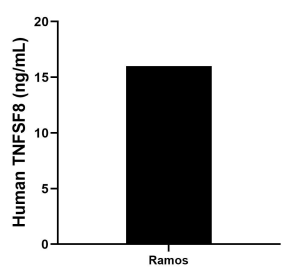
For technical support and original validation data for this product please contact:  
T: 1 (888) 4PTGLAB (1-888-478-4522) (toll free in USA), or 1(312) 455-8498 (outside USA)  
E: [proteintech@ptglab.com](mailto:proteintech@ptglab.com)  
W: [ptglab.com](http://ptglab.com)

This product is exclusively available under Proteintech Group brand and is not available to purchase from any other manufacturer.

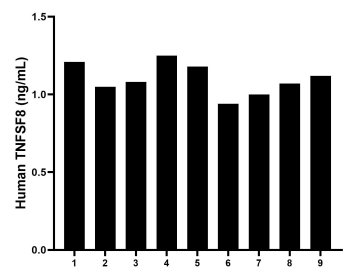
## Selected Validation Data



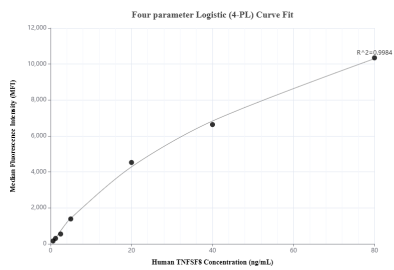
Sandwich ELISA standard curve of MP01420-2, Human TNFSF8 Recombinant Matched Antibody Pair - PBS only. 84586-3-PBS was coated to a plate as the capture antibody and incubated with serial dilutions of standard Eg2118. 84586-2-PBS was HRP conjugated as the detection antibody. Range: 0.156-10 ng/mL



The mean TNFSF8 concentration was determined to be 16.00 ng/mL in Ramos cell extract based on a 1.4 mg/mL extract load.



Serum of nine individual healthy human donors was measured. The human TNFSF8 concentration of detected samples was determined to be 1.10 ng/mL with a range of 0.94 - 1.25 ng/mL



Cytometric bead array standard curve of MP01420-2, TNFSF8 Recombinant Matched Antibody Pair, PBS Only. Capture antibody: 84586-3-PBS. Detection antibody: 84586-2-PBS. Standard: Eg2118. Range: 0.625-80 ng/mL