

For Research Use Only

IDS Recombinant antibody, PBS Only (Detector)

Catalog Number: 84623-3-PBS



Basic Information

Catalog Number: 84623-3-PBS	GenBank Accession Number: BC006170	Purification Method: Protein A purification
Size: 100ug , Concentration: 1 mg/ml by Nanodrop;	GeneID (NCBI): 3423	CloneNo.: 242054E12
Source: Rabbit	UNIPROT ID: P22304	
Isotype: IgG	Full Name: iduronate 2-sulfatase	
Immunogen Catalog Number: AG31132	Calculated MW: 312aa,35 kDa; 550aa,62 kDa	

Applications

Tested Applications:
Cytometric bead array, Sandwich ELISA, Indirect ELISA, Sample test

Species Specificity:
human

Product Information

84623-3-PBS targets IDS as part of a matched antibody pair:

MP01433-1: 84623-2-PBS capture and 84623-3-PBS detection (validated in Cytometric bead array, Sandwich ELISA)

Unconjugated rabbit recombinant monoclonal antibody in PBS only (BSA and azide free) storage buffer at a concentration of 1 mg/mL, ready for conjugation. Created using Proteintech's proprietary in-house recombinant technology. Recombinant production enables unrivalled batch-to-batch consistency, easy scale-up, and future security of supply.

This conjugation ready format makes antibodies ideal for use in many applications including: ELISAs, multiplex assays requiring matched pairs, mass cytometry, and multiplex imaging applications. Antibody use should be optimized by the end user for each application and assay.

Storage

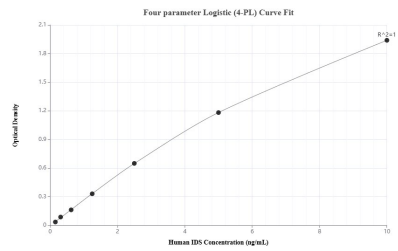
Storage:
Store at -80°C.

Storage Buffer:
PBS Only

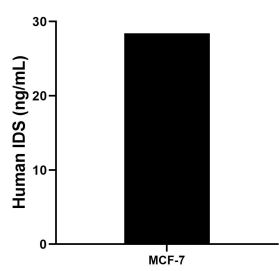
For technical support and original validation data for this product please contact:
T: 1 (888) 4PTGLAB (1-888-478-4522) (toll free in USA), or 1(312) 455-8498 (outside USA)
E: proteintech@ptglab.com
W: ptglab.com

This product is exclusively available under Proteintech Group brand and is not available to purchase from any other manufacturer.

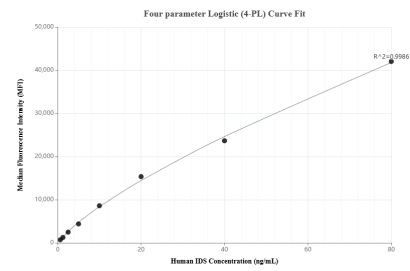
Selected Validation Data



Sandwich ELISA standard curve of MP01433-1, Human IDS Recombinant Matched Antibody Pair - PBS only. 84623-2-PBS was coated to a plate as the capture antibody and incubated with serial dilutions of standard Ag31132. 84623-3-PBS was HRP conjugated as the detection antibody. Range: 0.156-10 ng/mL



The mean IDS concentration was determined to be 28.42 ng/mL in MCF-7 cell extract based on a 3.2 mg/mL extract load.



Cytometric bead array standard curve of MP01433-1, IDS Recombinant Matched Antibody Pair, PBS Only. Capture antibody: 84623-2-PBS. Detection antibody: 84623-3-PBS. Standard: Ag31132. Range: 0.625-80 ng/mL