

For Research Use Only

SSRP1 Recombinant antibody, PBS Only

Catalog Number: 84673-5-PBS



Basic Information

Catalog Number:

84673-5-PBS

Size:

100ug, Concentration: 1 mg/ml by Nanodrop;

Source:

Rabbit

Isotype:

IgG

Immunogen Catalog Number:

AG8318

GenBank Accession Number:

BC005116

GeneID (NCBI):

6749

UNIPROT ID:

Q08945

Full Name:

structure specific recognition protein 1

Calculated MW:

81 kDa

Observed MW:

86 kDa

Purification Method:

Protein A purification

CloneNo.:

242102H8

Applications

Tested Applications:

WB, FC (Intra), Indirect ELISA

Species Specificity:

human

Storage

Storage:

Store at -80°C.

Storage Buffer:

PBS Only

For technical support and original validation data for this product please contact:

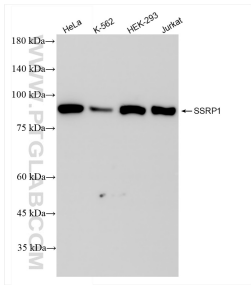
T: 1 (888) 4PTGLAB (1-888-478-4522) (toll free in USA), or 1(312) 455-8498 (outside USA)

E: proteintech@ptglab.com

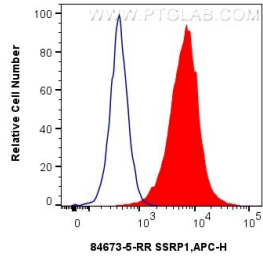
W: ptglab.com

This product is exclusively available under Proteintech Group brand and is not available to purchase from any other manufacturer.

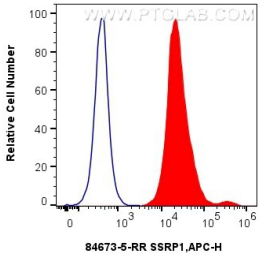
Selected Validation Data



Various lysates were subjected to SDS PAGE followed by western blot with 84673-5-RR (SSRP1 antibody) at dilution of 1:10000 incubated at room temperature for 1.5 hours. This data was developed using the same antibody clone with 84673-5-PBS in a different storage buffer formulation.



1x10⁶ HeLa cells were intracellularly stained with 0.25 ug SSRP1 Recombinant antibody (84673-5-RR, Clone:242102H8) and APC-Conjugated Goat Anti-Rabbit IgG(H+L) (red), or 0.25 ug Rabbit IgG Isotype Control Recombinant Antibody (98136-1-RR, Clone: 240953C9) (blue). Cells were fixed and permeabilized with Transcription Factor Staining Buffer Kit (PF00011). This data was developed using the same antibody clone with 84673-5-PBS in a different storage



1x10⁶ SH-SY5Y cells were intracellularly stained with 0.25 ug SSRP1 Recombinant antibody (84673-5-RR, Clone:242102H8) and APC-Conjugated Goat Anti-Rabbit IgG(H+L) (red), or 0.25 ug Rabbit IgG Isotype Control Recombinant Antibody (98136-1-RR, Clone: 240953C9) (blue). Cells were fixed and permeabilized with Transcription Factor Staining Buffer Kit (PF00011). This data was developed using the same antibody clone with 84673-5-PBS in a different storage