

For Research Use Only

OTUD3 Recombinant antibody

Catalog Number: 84717-1-RR



Basic Information

Catalog Number:

84717-1-RR

Size:

100ul , Concentration: 1000 µg/ml by Nanodrop;

Source:

Rabbit

Isotype:

IgG

Immunogen Catalog Number:

AG30425

GenBank Accession Number:

NM_015207

GeneID (NCBI):

23252

UNIPROT ID:

Q5T2D3

Full Name:

OTU domain containing 3

Calculated MW:

45 kDa

Observed MW:

45 kDa

Purification Method:

Protein A purification

CloneNo.:

242202B11

Recommended Dilutions:

WB 1:5000-1:50000

Applications

Tested Applications:

WB, ELISA

Species Specificity:

human, mouse

Positive Controls:

WB : HeLa cells, Neuro-2a cells, HepG2 cells, MCF-7 cells, HCT 116 cells

Background Information

OTUD3 is a kind of deubiquitinating enzyme that hydrolyzes 'Lys-6'- and 'Lys-11'-linked polyubiquitin. It's an important regulator of energy metabolism. Glucose and fatty acids trigger its nuclear translocation by CBP-dependent acetylation. In the nucleus, deubiquitinates and stabilizes the nuclear receptor PPARG regulating the expression of various genes involved in glucose and lipid metabolism and oxidative phosphorylation.

Storage

Storage:

Store at -20°C. Stable for one year after shipment.

Storage Buffer:

PBS with 0.02% sodium azide and 50% glycerol pH 7.3.

Aliquoting is unnecessary for -20°C storage

*** 20ul sizes contain 0.1% BSA

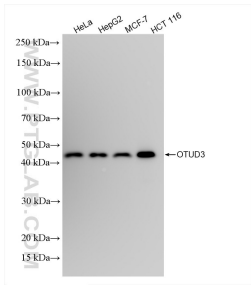
For technical support and original validation data for this product please contact:

T: 1 (888) 4PTGLAB (1-888-478-4522) (toll free in USA), or 1(312) 455-8498 (outside USA)

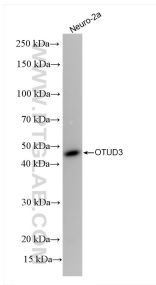
E: proteintech@ptglab.com
W: ptglab.com

This product is exclusively available under Proteintech Group brand and is not available to purchase from any other manufacturer.

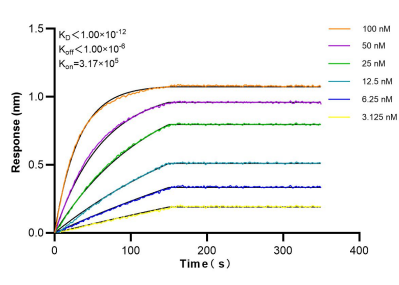
Selected Validation Data



HeLa cells were subjected to SDS PAGE followed by western blot with 84717-1-RR (OTUD3 antibody) at dilution of 1:10000 incubated at room temperature for 1.5 hours.



Neuro-2a cells were subjected to SDS PAGE followed by western blot with 84717-1-RR (OTUD3 antibody) at dilution of 1:10000 incubated at room temperature for 1.5 hours.



Biolayer interferometry (BLI) kinetic assays of 84717-1-RR against Human OTUD3 were performed. The affinity constant is below 1 pM.