

For Research Use Only

PER1 Recombinant antibody, PBS Only (Capture)

Catalog Number: 84730-1-PBS



Basic Information

Catalog Number: 84730-1-PBS	GenBank Accession Number: BC028207	Purification Method: Protein A purification
Size: 100ug , Concentration: 1 mg/ml by Nanodrop;	GeneID (NCBI): 5187	CloneNo.: 242096A4
Source: Rabbit	UNIPROT ID: O15534	
Isotype: IgG	Full Name: period homolog 1 (Drosophila)	
Immunogen Catalog Number: AG4249	Calculated MW: 1290 aa, 136 kDa	

Applications

Tested Applications:
Cytometric bead array, Sandwich ELISA, Indirect ELISA, Sample test

Species Specificity:
human

Product Information

84730-1-PBS targets PER1 as part of a matched antibody pair:

MP01530-1: 84730-1-PBS capture and 84730-3-PBS detection (validated in Cytometric bead array, Sandwich ELISA)

Unconjugated rabbit recombinant monoclonal antibody in PBS only (BSA and azide free) storage buffer at a concentration of 1 mg/mL, ready for conjugation. Created using Proteintech's proprietary in-house recombinant technology. Recombinant production enables unrivalled batch-to-batch consistency, easy scale-up, and future security of supply.

This conjugation ready format makes antibodies ideal for use in many applications including: ELISAs, multiplex assays requiring matched pairs, mass cytometry, and multiplex imaging applications. Antibody use should be optimized by the end user for each application and assay.

Storage

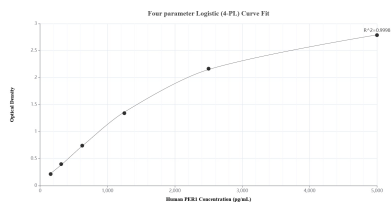
Storage:
Store at -80°C.

Storage Buffer:
PBS only, pH7.3

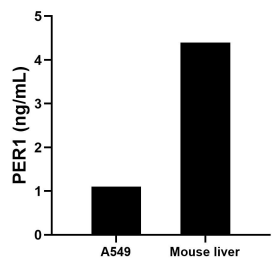
For technical support and original validation data for this product please contact:
T: 1 (888) 4PTGLAB (1-888-478-4522) (toll free in USA), or 1(312) 455-8498 (outside USA)
E: proteintech@ptglab.com
W: ptglab.com

This product is exclusively available under Proteintech Group brand and is not available to purchase from any other manufacturer.

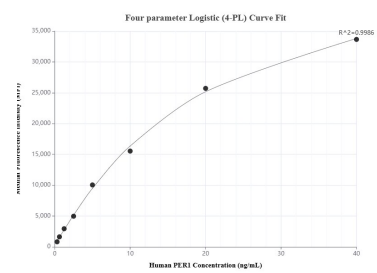
Selected Validation Data



Sandwich ELISA standard curve of MP01530-1, Human PER1 Recombinant Matched Antibody Pair - PBS only. 84730-1-PBS was coated to a plate as the capture antibody and incubated with serial dilutions of standard Ag4249. 84730-3-PBS was HRP conjugated as the detection antibody. Range: 156-5000 pg/mL.



The mean PER1 concentration was determined to be 1.1 ng/mL in A549 cell extract based on a 2.3 mg/mL extract load and 4.4 ng/mL in mouse liver cell extract based on a 3.7 mg/mL extract load.



Cytometric bead array standard curve of MP01530-1, PER1 Recombinant Matched Antibody Pair, PBS Only. Capture antibody: 84730-1-PBS. Detection antibody: 84730-3-PBS. Standard: Ag4249. Range: 0.313-40 ng/mL.