

For Research Use Only

Rat Ferritin light chain 1 Recombinant antibody, PBS Only (Detector)

Catalog Number: 84731-6-PBS



Basic Information

Catalog Number: 84731-6-PBS	GenBank Accession Number: NM_022500.4	Purification Method: Protein A purification
Size: 100ug , Concentration: 1 mg/ml by Nanodrop;	GeneID (NCBI): 29292	CloneNo.: 242299G6
Source: Rabbit	UNIPROT ID: P02793	
Isotype: IgG	Full Name: ferritin, light polypeptide	
	Calculated MW: 21 kDa	

Applications

Tested Applications:
Sandwich ELISA, Indirect ELISA, Sample test

Species Specificity:
rat

Product Information

84731-6-PBS targets Ferritin light chain 1 as part of a matched antibody pair:

MP01511-3: 84731-5-PBS capture and 84731-6-PBS detection (validated in Sandwich ELISA)

Unconjugated rabbit recombinant monoclonal antibody in PBS only (BSA and azide free) storage buffer at a concentration of 1 mg/mL, ready for conjugation. Created using Proteintech's proprietary in-house recombinant technology. Recombinant production enables unrivalled batch-to-batch consistency, easy scale-up, and future security of supply.

This conjugation ready format makes antibodies ideal for use in many applications including: ELISAs, multiplex assays requiring matched pairs, mass cytometry, and multiplex imaging applications. Antibody use should be optimized by the end user for each application and assay.

Storage

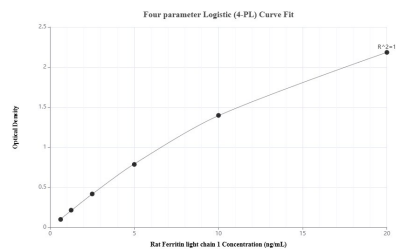
Storage:
Store at -80°C.

Storage Buffer:
PBS Only

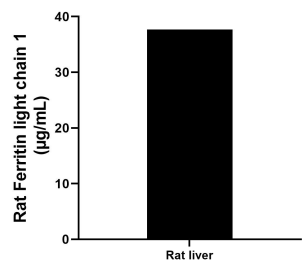
For technical support and original validation data for this product please contact:
T: 1 (888) 4PTGLAB (1-888-478-4522) (toll free in USA), or 1(312) 455-8498 (outside USA)
E: proteintech@ptglab.com
W: ptglab.com

This product is exclusively available under Proteintech Group brand and is not available to purchase from any other manufacturer.

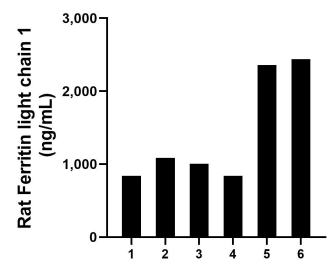
Selected Validation Data



Sandwich ELISA standard curve of MP01511-3, Rat Ferritin light chain 1 Recombinant Matched Antibody Pair - PBS only. 84731-5-PBS was coated to a plate as the capture antibody and incubated with serial dilutions of standard Eg2434. 84731-6-PBS was HRP conjugated as the detection antibody. Range: 0.625-20 ng/mL



The mean Ferritin light chain 1 concentration was determined to be 37.75 µg/mL in rat liver tissue extract based on a 2.6 mg/mL extract load.



Serum of six rats was measured. The rat Ferritin light chain 1 concentration of detected samples was determined to be 1,427.81 ng/mL with a range of 838.87 - 2,438.35 ng/mL.