

For Research Use Only

IARS2 Recombinant antibody

Catalog Number: 84764-5-RR



Basic Information

Catalog Number:

84764-5-RR

Size:

100ul, Concentration: 1000 ug/ml by Nanodrop;

Source:

Rabbit

Isotype:

IgG

Immunogen Catalog Number:

AG10696

GenBank Accession Number:

BC010218

GeneID (NCBI):

55699

UNIPROT ID:

Q9NSE4

Full Name:

isoleucyl-tRNA synthetase 2, mitochondrial

Calculated MW:

1012 aa, 114 kDa

Observed MW:

114 kDa

Purification Method:

Protein A purification

CloneNo.:

242219G4

Recommended Dilutions:

WB 1:5000-1:50000

IF/ICC 1:250-1:1000

Applications

Tested Applications:

WB, IF/ICC, ELISA

Species Specificity:

human

Positive Controls:

WB : HeLa cells, HEK-293 cells, MCF-7 cells, Jurkat cells

IF/ICC : HeLa cells, HepG2 cells

Background Information

Aminoacyl-tRNA synthetases catalyze the aminoacylation of tRNA by their cognate amino acid. Because of their central role in linking amino acids with nucleotide triplets contained in tRNAs, aminoacyl-tRNA synthetases are thought to be among the first proteins that appeared in evolution. Two forms of isoleucine-tRNA synthetase exist, a cytoplasmic form and a mitochondrial form. This gene encodes the mitochondrial isoleucine-tRNA synthetase which belongs to the class-I aminoacyl-tRNA synthetase family.

Storage

Storage:

Store at -20°C. Stable for one year after shipment.

Storage Buffer:

PBS with 0.02% sodium azide and 50% glycerol pH 7.3.

Aliquoting is unnecessary for -20°C storage

*** 20ul sizes contain 0.1% BSA

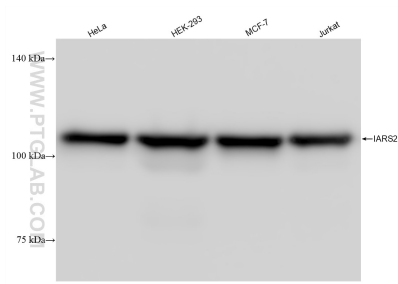
For technical support and original validation data for this product please contact:

T: 1 (888) 4PTGLAB (1-888-478-4522) (toll free in USA), or 1(312) 455-8498 (outside USA)

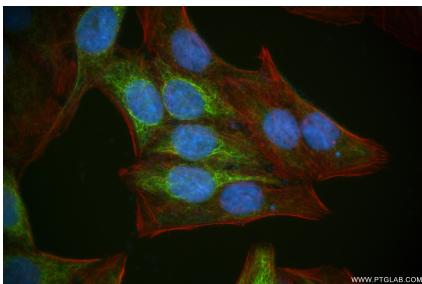
E: proteintech@ptglab.com
W: ptglab.com

This product is exclusively available under Proteintech Group brand and is not available to purchase from any other manufacturer.

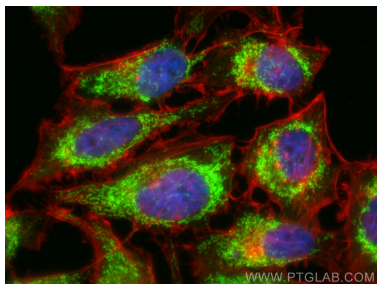
Selected Validation Data



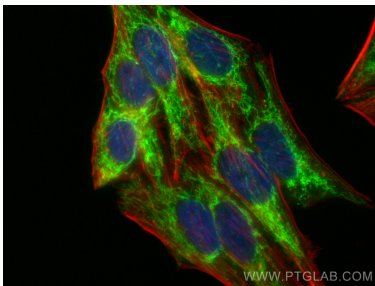
Various lysates were subjected to SDS PAGE followed by western blot with 84764-5-RR (IARS2 antibody) at dilution of 1:10000 incubated at room temperature for 1.5 hours.



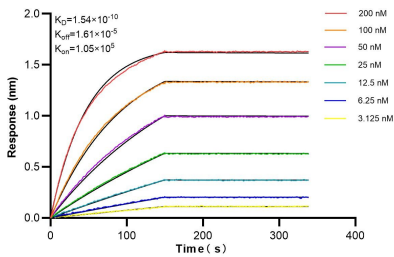
Immunofluorescent analysis of (4% PFA) fixed HepG2 cells using IARS2 antibody (84764-5-RR, Clone: 242219G4) at dilution of 1:500 and CoraLite®488-Conjugated Goat Anti-Rabbit IgG(H+L) (SA00013-2), CL594-Phalloidin (red).



Immunofluorescent analysis of (4% PFA) fixed HeLa cells using IARS2 antibody (84764-5-RR, Clone: 242219G4) at dilution of 1:500 and CoraLite®488-Conjugated Goat Anti-Rabbit IgG(H+L) (SA00013-2), CL594-phalloidin (red).



Immunofluorescent analysis of (4% PFA) fixed HepG2 cells using IARS2 antibody (84764-5-RR, Clone: 242219G4) at dilution of 1:500 and CoraLite®488-Conjugated Goat Anti-Rabbit IgG(H+L) (SA00013-2), CL594-phalloidin (red).



Biolayer interferometry (BLI) kinetic assays of 84764-5-RR against Human IARS2 were performed. The affinity constant is 0.154 nM.