

For Research Use Only

FAM134B Recombinant monoclonal antibody

Catalog Number: 84773-3-RR



Basic Information

Catalog Number: 84773-3-RR	GenBank Accession Number: BC030517	Purification Method: Protein A purification
Size: 100ul , Concentration: 1000 µg/ml by Nanodrop;	GeneID (NCBI): 54463	CloneNo.: 260027B9
Source: Rabbit	UNIPROT ID: Q9H6L5	Recommended Dilutions: WB: 1:5000-1:50000
Isotype: IgG	Full Name: family with sequence similarity 134, member B	
Immunogen Catalog Number: AG16176	Calculated MW: 497 aa, 55 kDa	
	Observed MW: 65-70 kDa	

Applications

Tested Applications: WB, ELISA	Positive Controls: WB : HEK-293 cells, C2C12 cells, NIH/3T3 cells, mouse brain tissue, TT cells, MOLT-4 cells
Species Specificity: human, mouse	

Background Information

FAM134B, also known as the reticulophagy regulator 1 (RETREG1) or JK-1, is a member of the family with sequence similarity 134. FAM134B is an important ER-phagy receptor. FAM134B regulates the size and shape of the ER and participates in some ER-phagy-related processes (PMID: 33199694). FAM134B inhibition contributes to impair proteostasis in the ER due to the accumulation of misfolded or aggregated proteins, which in turn leads to compromised neuronal survival and progressive neuronal degenerative diseases. In addition, FAM134B mutations are common in patients with colorectal adenocarcinoma, and oesophageal squamous cell carcinoma (PMID: 29226326).

Storage

Storage:
Store at -20°C. Stable for one year after shipment.
Storage Buffer:
PBS with 0.02% sodium azide and 50% glycerol, pH7.3
Aliquoting is unnecessary for -20°C storage

*** 20ul sizes contain 0.1% BSA

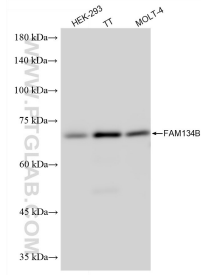
For technical support and original validation data for this product please contact:

T: 1 (888) 4PTGLAB (1-888-478-4522) (toll free in USA), or 1(312) 455-8498 (outside USA)


E: proteintech@ptglab.com
W: ptglab.com

This product is exclusively available under Proteintech Group brand and is not available to purchase from any other manufacturer.

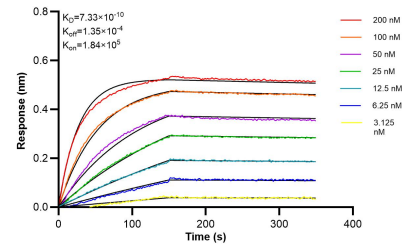
Selected Validation Data



Various lysates were subjected to SDS PAGE followed by western blot with 84773-3-RR (FAM134B antibody) at dilution of 1:10000 incubated at room temperature for 1.5 hours.



Various lysates were subjected to SDS PAGE followed by western blot with 84773-3-RR (FAM134B antibody) at dilution of 1:10000 incubated at room temperature for 1.5 hours.



Biolayer interferometry (BLI) kinetic assays of 84773-3-RR against Human FAM134B were performed. The affinity constant is 0.733 nM.