

For Research Use Only

# YBX1 Recombinant antibody, PBS Only

Catalog Number: 84993-4-PBS



## Basic Information

<b>Catalog Number:</b> 84993-4-PBS	<b>GenBank Accession Number:</b> BC010430	<b>Purification Method:</b> Protein A purification
<b>Size:</b> 100ug , Concentration: 1 mg/ml by Nanodrop;	<b>GeneID (NCBI):</b> 4904	<b>CloneNo.:</b> 242462F12
<b>Source:</b> Rabbit	<b>UNIPROT ID:</b> P67809	
<b>Isotype:</b> IgG	<b>Full Name:</b> Y box binding protein 1	
<b>Immunogen Catalog Number:</b> AG14129	<b>Calculated MW:</b> 324 aa, 36 kDa	
	<b>Observed MW:</b> 36-56 kDa	

## Applications

**Tested Applications:**  
WB, IHC, IF/ICC, Indirect ELISA

**Species Specificity:**  
human, mouse

## Background Information

Y box binding protein 1(YBX1) is one of cis-acting elements which has a role in regulation of the expression of HLA class II genes. YBX1 is great of importance in regulation of PTP1B expression. It can bind to splice sites mediate pre-mRNA alternative splicing regulation. Also, it involves the regulation of translation by modulation of the interaction between the mRNA and eukaryotic initiation factors. Its transcriptional activity on the multidrug resistance gene MDR1 is enhanced in presence of the APEX1 acetylated form at 'Lys-6' and 'Lys-7'. The secreted form acts as an extracellular mitogen and stimulates cell migration and proliferation. The calculated molecular weight of YBX1 is 36 kDa, but modified YBX1 is about 36-56 kDa. (PMID: 27384875 )

## Storage

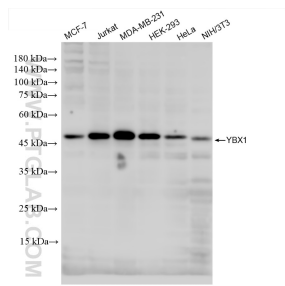
**Storage:**  
Store at -80°C.

**Storage Buffer:**  
PBS only, pH7.3

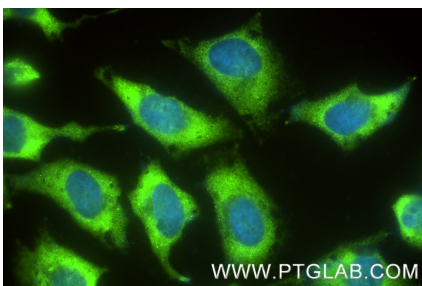
For technical support and original validation data for this product please contact:  
T: 1 (888) 4PTGLAB (1-888-478-4522) (toll free in USA), or 1(312) 455-8498 (outside USA)  
E: [proteintech@ptglab.com](mailto:proteintech@ptglab.com)  
W: [ptglab.com](http://ptglab.com)

This product is exclusively available under Proteintech Group brand and is not available to purchase from any other manufacturer.

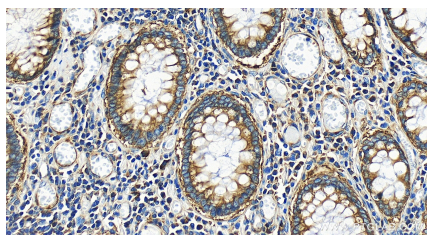
## Selected Validation Data



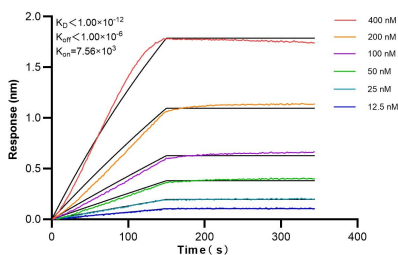
Various lysates were subjected to SDS PAGE followed by western blot with 84993-4-RR (YBX1 antibody) at dilution of 1:3000 incubated at room temperature for 1.5 hours. This data was developed using the same antibody clone with 84993-4-PBS in a different storage buffer formulation.



Immunofluorescent analysis of (4% PFA) fixed HeLa cells using YBX1 antibody (84993-4-RR, Clone: 242462F12) at dilution of 1:400 and CoraLite®488-Conjugated Goat Anti-Rabbit IgG(H+L) (SA00013-2). This data was developed using the same antibody clone with 84993-4-PBS in a different storage buffer formulation.



Immunohistochemical analysis of paraffin-embedded human colon cancer tissue slide using 84993-4-RR (YBX1 antibody) at dilution of 1:400 (under 40x lens). Heat mediated antigen retrieval with Tris-EDTA buffer (pH 9.0). This data was developed using the same antibody clone with 84993-4-PBS in a different storage buffer formulation.



Biolayer interferometry (BLI) kinetic assays of 84993-4-RR against Human YBX1 were performed. The affinity constant is below 1 pM.