

For Research Use Only

YBX1 Recombinant antibody

Catalog Number: 84993-4-RR



Basic Information

| | | |
|--|--|--|
| Catalog Number: 84993-4-RR | GenBank Accession Number: BC010430 | Purification Method: Protein A purification |
| Size: 100ul , Concentration: 1000 µg/ml by Nanodrop; | GeneID (NCBI): 4904 | CloneNo.: 242462F12 |
| Source: Rabbit | UNIPROT ID: P67809 | Recommended Dilutions: WB 1:1000-1:6000 IHC 1:200-1:800 IF/ICC 1:200-1:800 |
| Isotype: IgG | Full Name: Y box binding protein 1 | |
| Immunogen Catalog Number: AG14129 | Calculated MW: 324 aa, 36 kDa | |
| | Observed MW: 36-56 kDa | |

Applications

Tested Applications:
WB, IHC, IF/ICC, ELISA

Species Specificity:
human, mouse

Note-IHC: suggested antigen retrieval with TE buffer pH 9.0; (*) Alternatively, antigen retrieval may be performed with citrate buffer pH 6.0

Positive Controls:

WB : MCF-7 cells, Jurkat cells, MDA-MB-231 cells, HEK-293 cells, HeLa cells, NIH/3T3 cells

IHC : human colon cancer tissue,

IF/ICC : HeLa cells, Neuro-2a cells

Background Information

Y box binding protein 1(YBX1) is one of cis-acting elements which has a role in regulation of the expression of HLA class II genes. YBX1 is great of importance in regulation of PTP1B expression. It can bind to splice sites mediate pre-mRNA alternative splicing regulation. Also, it involves the regulation of translation by modulation of the interaction between the mRNA and eukaryotic initiation factors. Its transcriptional activity on the multidrug resistance gene MDR1 is enhanced in presence of the APEX1 acetylated form at 'Lys-6' and 'Lys-7'. The secreted form acts as an extracellular mitogen and stimulates cell migration and proliferation. The calculated molecular weight of YBX1 is 36 kDa, but modified YBX1 is about 36-56 kDa. (PMID: 27384875)

Storage

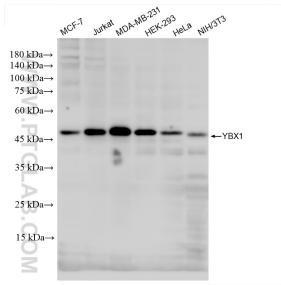
Storage:
Store at -20°C. Stable for one year after shipment.
Storage Buffer:
PBS with 0.02% sodium azide and 50% glycerol, pH7.3
Aliquoting is unnecessary for -20°C storage

*** 20ul sizes contain 0.1% BSA

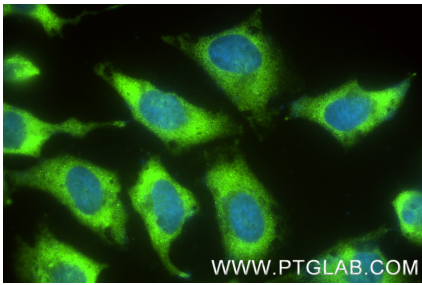
For technical support and original validation data for this product please contact:
T: 1 (888) 4PTGLAB (1-888-478-4522) (toll free in USA), or 1(312) 455-8498 (outside USA)
E: proteintech@ptglab.com
W: ptglab.com

This product is exclusively available under Proteintech Group brand and is not available to purchase from any other manufacturer.

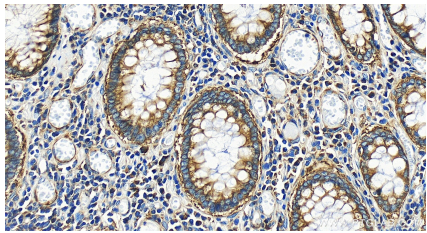
Selected Validation Data



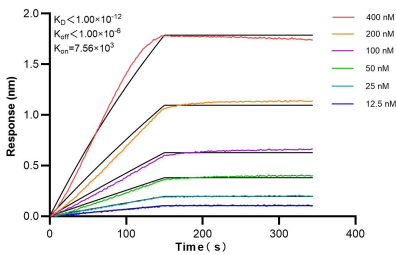
Various lysates were subjected to SDS PAGE followed by western blot with 84993-4-RR (YBX1 antibody) at dilution of 1:3000 incubated at room temperature for 1.5 hours.



Immunofluorescent analysis of (4% PFA) fixed HeLa cells using YBX1 antibody (84993-4-RR, Clone: 242462F12) at dilution of 1:400 and CoraLite®488-Conjugated Goat Anti-Rabbit IgG(H+L) (SA00013-2).



Immunohistochemical analysis of paraffin-embedded human colon cancer tissue slide using 84993-4-RR (YBX1 antibody) at dilution of 1:400 (under 40x lens). Heat mediated antigen retrieval with Tris-EDTA buffer (pH 9.0).



Biolayer interferometry (BLI) kinetic assays of 84993-4-RR against Human YBX1 were performed. The affinity constant is below 1 pM.