

For Research Use Only

# THRAP3 Recombinant antibody, PBS Only

Catalog Number: 85093-2-PBS



## Basic Information

Catalog Number:

85093-2-PBS

Size:

100ug, Concentration: 1 mg/ml by Nanodrop;

Source:

Rabbit

Isotype:

IgG

GenBank Accession Number:

NM\_005119

GeneID (NCBI):

9967

UNIPROT ID:

Q9Y2W1

Full Name:

thyroid hormone receptor associated protein 3

Calculated MW:

109 kDa

Observed MW:

109-130 kDa

Purification Method:

Protein A purification

CloneNo.:

242268D8

## Applications

Tested Applications:

WB, IF/ICC, Indirect ELISA

Species Specificity:

human

## Background Information

THRAP3, also named as TRAP150, plays a role in transcriptional coactivation.

## Storage

Storage:

Store at -80°C.

Storage Buffer:

PBS Only

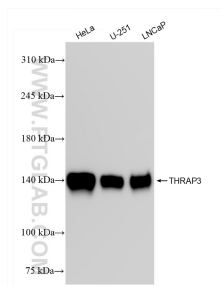
For technical support and original validation data for this product please contact:

T: 1 (888) 4PTGLAB (1-888-478-4522) (toll free in USA), or 1(312) 455-8498 (outside USA)

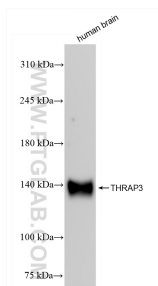
E: [proteintech@ptglab.com](mailto:proteintech@ptglab.com)  
W: [ptglab.com](http://ptglab.com)

This product is exclusively available under Proteintech Group brand and is not available to purchase from any other manufacturer.

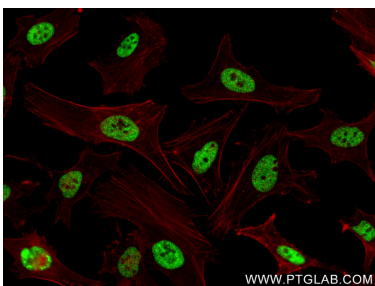
## Selected Validation Data



Various lysates were subjected to SDS PAGE followed by western blot with 85093-2-RR (THRAP3 antibody) at dilution of 1:3000 incubated at room temperature for 1.5 hours. This data was developed using the same antibody clone with 85093-2-PBS in a different storage buffer formulation.



human brain tissue were subjected to SDS PAGE followed by western blot with 85093-2-RR (THRAP3 antibody) at dilution of 1:3000 incubated at room temperature for 1.5 hours. This data was developed using the same antibody clone with 85093-2-PBS in a different storage buffer formulation.



Immunofluorescent analysis of (4% PFA) fixed HeLa cells using THRAP3 antibody (85093-2-RR, Clone: 242268D8 ) at dilution of 1:600 and CoraLite®488-Conjugated Goat Anti-Rabbit IgG(H+L) (SA00013-2), CL594-Phalloidin (red). This data was developed using the same antibody clone with 85093-2-PBS in a different storage buffer formulation.