

For Research Use Only

ADIPOR2 Recombinant antibody, PBS Only (Capture)

Catalog Number: 85121-2-PBS



Basic Information

Catalog Number: 85121-2-PBS	GenBank Accession Number: BC051858	Purification Method: Protein A purification
Size: 100ug, Concentration: 1 mg/ml by Nanodrop;	GeneID (NCBI): 79602	CloneNo.: 242777G11
Source: Rabbit	UNIPROT ID: Q86V24	
Isotype: IgG	Full Name: adiponectin receptor 2	
Immunogen Catalog Number: AG5744	Calculated MW: 44 kDa	

Applications

Tested Applications:
Cytometric bead array, Sandwich ELISA, Indirect ELISA, Sample test

Species Specificity:
human

Product Information

85121-2-PBS targets ADIPOR2 as part of a matched antibody pair:

MP01830-2: 85121-2-PBS capture and 85121-1-PBS detection (validated in Cytometric bead array, Sandwich ELISA)

Unconjugated rabbit recombinant monoclonal antibody in PBS only (BSA and azide free) storage buffer at a concentration of 1 mg/mL, ready for conjugation. Created using Proteintech's proprietary in-house recombinant technology. Recombinant production enables unrivalled batch-to-batch consistency, easy scale-up, and future security of supply.

This conjugation ready format makes antibodies ideal for use in many applications including: ELISAs, multiplex assays requiring matched pairs, mass cytometry, and multiplex imaging applications. Antibody use should be optimized by the end user for each application and assay.

Storage

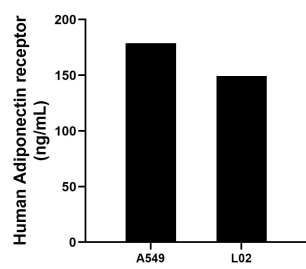
Storage:
Store at -80°C.

Storage Buffer:
PBS Only

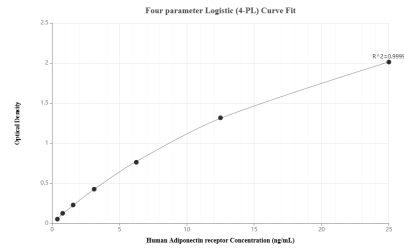
For technical support and original validation data for this product please contact:
T: 1 (888) 4PTGLAB (1-888-478-4522) (toll free in USA), or 1(312) 455-8498 (outside USA)
E: proteintech@ptglab.com
W: ptglab.com

This product is exclusively available under Proteintech Group brand and is not available to purchase from any other manufacturer.

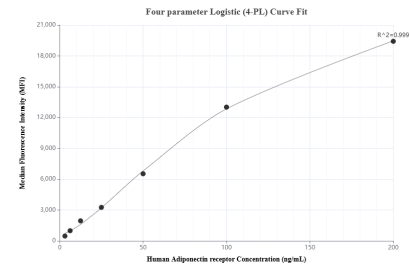
Selected Validation Data



The mean Adiponectin receptor concentration was determined to be 178.84 ng/mL in A549 cell extract based on a 1.5 mg/mL extract load and 149.38 ng/mL in L02 cell extract based on a 1.3 mg/mL extract load.



Sandwich ELISA standard curve of MP01830-2, Humanc Adiponectin receptor Recombinant Matched Antibody Pair - PBS only. 85121-2-PBS was coated to a plate as the capture antibody and incubated with serial dilutions of standard Ag5744. 85121-1-PBS was HRP conjugated as the detection antibody. Range: 0.391-25 ng/mL



Cytometric bead array standard curve of MP01830-2, Adiponectin receptor Recombinant Matched Antibody Pair, PBS Only. Capture antibody: 85121-2-PBS. Detection antibody: 85121-1-PBS. Standard: Ag5744. Range: 3.125-200 ng/mL