

For Research Use Only

ACOX2 Recombinant antibody, PBS Only (Detector)

Catalog Number: 85136-1-PBS



Basic Information

Catalog Number: 85136-1-PBS	GenBank Accession Number: BC047700	Purification Method: Protein A purification
Size: 100ug , Concentration: 1 mg/ml by Nanodrop;	GeneID (NCBI): 8309	CloneNo.: 242752C7
Source: Rabbit	UNIPROT ID: Q99424	
Isotype: IgG	Full Name: acyl-Coenzyme A oxidase 2, branched chain	
Immunogen Catalog Number: AG11778	Calculated MW: 681 aa, 77 kDa	
	Observed MW: 70 kDa	

Applications

Tested Applications:
WB, Cytometric bead array, Indirect ELISA

Species Specificity:
human, mouse, rat

Product Information

85136-1-PBS targets ACOX2 as part of a matched antibody pair:

MP01838-1: 85136-2-PBS capture and 85136-1-PBS detection (validated in Cytometric bead array)

Unconjugated rabbit recombinant monoclonal antibody in PBS only (BSA and azide free) storage buffer at a concentration of 1 mg/mL, ready for conjugation. Created using Proteintech's proprietary in-house recombinant technology. Recombinant production enables unrivalled batch-to-batch consistency, easy scale-up, and future security of supply.

This conjugation ready format makes antibodies ideal for use in many applications including: ELISAs, multiplex assays requiring matched pairs, mass cytometry, and multiplex imaging applications. Antibody use should be optimized by the end user for each application and assay.

Storage


Storage:
Store at -80°C.

Storage Buffer:
PBS Only

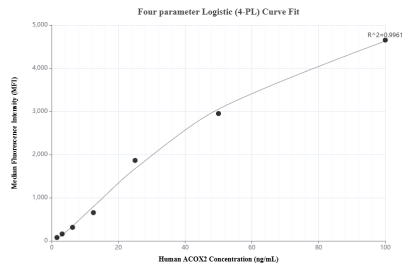
For technical support and original validation data for this product please contact:
T: 1 (888) 4PTGLAB (1-888-478-4522) (toll free in USA), or 1(312) 455-8498 (outside USA)
E: proteintech@ptglab.com
W: ptglab.com

This product is exclusively available under Proteintech Group brand and is not available to purchase from any other manufacturer.

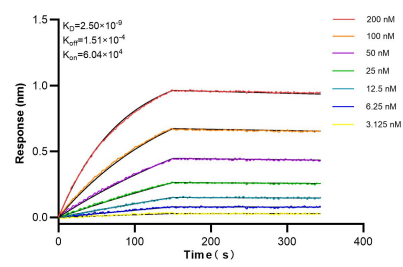
Selected Validation Data



mouse liver tissue were subjected to SDS PAGE followed by western blot with 85136-1-RR (ACOX2 antibody) at dilution of 1:5000 incubated at room temperature for 1.5 hours. This data was developed using the same antibody clone with 85136-1-PBS in a different storage buffer formulation.



Cytometric bead array standard curve of MP01838-1, ACOX2 Recombinant Matched Antibody Pair, PBS Only. Capture antibody: 85136-2-PBS. Detection antibody: 85136-1-PBS. Standard: Ag11778. Range: 1.563-100 ng/mL.



Biolayer interferometry (BLI) kinetic assays of 85136-1-RR against Human ACOX2 were performed. The affinity constant is 2.50 nM.