

For Research Use Only

EPHB4 Recombinant monoclonal antibody, PBS Only

Catalog Number: 85139-9-PBS



Basic Information

Catalog Number: 85139-9-PBS	GenBank Accession Number: NM_004444.4	Purification Method: Protein A purification
Size: 100ug , Concentration: 1 mg/ml by Nanodrop;	GeneID (NCBI): 2050	CloneNo.: 252186F2
Source: Rabbit	UNIPROT ID: P54760	
Isotype: IgG	Full Name: EPH receptor B4	
Immunogen Catalog Number: EG6504	Calculated MW: 108 kDa	
	Observed MW: 110-120 kDa	

Applications

Tested Applications:
WB, IF/ICC, Indirect ELISA

Species Specificity:
human

Background Information

EPHB4 (Ephrin type-B receptor 4) is a member of the Eph receptor tyrosine kinase family, the largest group of receptor tyrosine kinases. It binds ephrin-B ligands to regulate embryonic vascular development, lymphangiogenesis, and adult angiogenesis. Aberrant EPHB4 signaling promotes tumor progression, metastasis, and therapy resistance in various cancers, including breast, prostate, and colorectal malignancies. As a key regulator of tumor vasculature and the tumor microenvironment, EPHB4 represents an emerging therapeutic target for anti-cancer drug development and a potential prognostic biomarker.

Storage

Storage:
Store at -80°C.

Storage Buffer:
PBS only, pH7.3

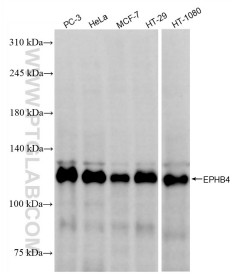
For technical support and original validation data for this product please contact:

T: 1 (888) 4PTGLAB (1-888-478-4522) (toll free in USA), or 1(312) 455-8498 (outside USA)

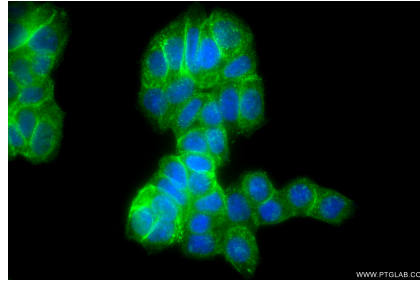
E: proteintech@ptglab.com
W: ptglab.com

This product is exclusively available under Proteintech Group brand and is not available to purchase from any other manufacturer.

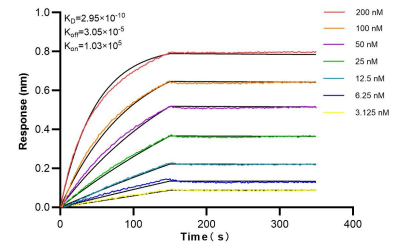
Selected Validation Data



Various lysates were subjected to SDS PAGE followed by western blot with 85139-9-RR (EPHB4 antibody) at dilution of 1:1000 incubated at room temperature for 1.5 hours. This data was developed using the same antibody clone with 85139-9-PBS in a different storage buffer formulation.



Immunofluorescent analysis of (4% PFA) fixed HT-29 cells using EPHB4 antibody (85139-9-RR, Clone: 252186F2) at dilution of 1:500 and CoraLite®488-Conjugated Goat Anti-Rabbit IgG(H+L) (SA00013-2). This data was developed using the same antibody clone with 85139-9-PBS in a different storage buffer formulation.



Biolayer interferometry (BLI) kinetic assays of 85139-9-RR against Human EPHB4 were performed. The affinity constant is 0.295 nM.