

For Research Use Only

# SOCS3 Recombinant antibody, PBS Only (Capture/Detector)

Catalog Number: 85155-1-PBS



## Basic Information

<b>Catalog Number:</b> 85155-1-PBS	<b>GenBank Accession Number:</b> BC060858	<b>Purification Method:</b> Protein A purification
<b>Size:</b> 100ug , Concentration: 1 mg/ml by Nanodrop;	<b>GeneID (NCBI):</b> 9021	<b>CloneNo.:</b> 242809A1
<b>Source:</b> Rabbit	<b>UNIPROT ID:</b> O14543	
<b>Isotype:</b> IgG	<b>Full Name:</b> suppressor of cytokine signaling 3	
<b>Immunogen Catalog Number:</b> AG5170	<b>Calculated MW:</b> 25 kDa	

## Applications

**Tested Applications:**  
Cytometric bead array, Sandwich ELISA, Indirect ELISA, Sample test

**Species Specificity:**  
human

## Product Information

85155-1-PBS targets SOCS3 as part of a matched antibody pair:

MP01874-2: 85155-2-PBS capture and 85155-1-PBS detection (validated in Cytometric bead array)

MP01874-3: 85155-1-PBS capture and 85155-3-PBS detection (validated in Sandwich ELISA)

Unconjugated rabbit recombinant monoclonal antibody in PBS only (BSA and azide free) storage buffer at a concentration of 1 mg/mL, ready for conjugation. Created using Proteintech's proprietary in-house recombinant technology. Recombinant production enables unrivalled batch-to-batch consistency, easy scale-up, and future security of supply.

This conjugation ready format makes antibodies ideal for use in many applications including: ELISAs, multiplex assays requiring matched pairs, mass cytometry, and multiplex imaging applications. Antibody use should be optimized by the end user for each application and assay.

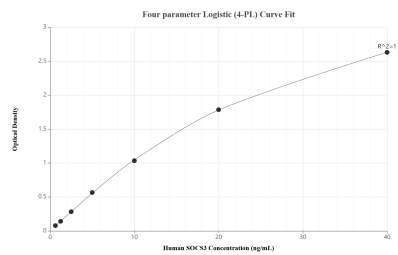
## Storage

**Storage:**  
Store at -80°C.  
**Storage Buffer:**  
PBS only

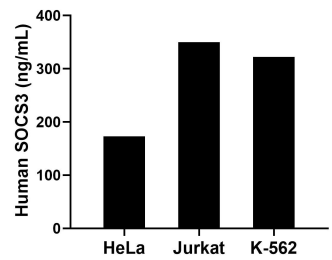
For technical support and original validation data for this product please contact:  
T: 1 (888) 4PTGLAB (1-888-478-4522) (toll free in USA), or 1(312) 455-8498 (outside USA)  
E: [proteintech@ptglab.com](mailto:proteintech@ptglab.com)  
W: [ptglab.com](http://ptglab.com)

This product is exclusively available under Proteintech Group brand and is not available to purchase from any other manufacturer.

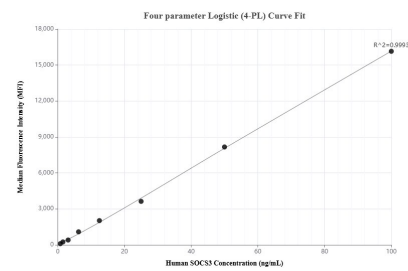
## Selected Validation Data



Sandwich ELISA standard curve of MP01874-3, Human SOCS3 Recombinant Matched Antibody Pair - PBS only. 85155-1-PBS was coated to a plate as the capture antibody and incubated with serial dilutions of standard Ag5170. 85155-3-PBS was HRP conjugated as the detection antibody. Range: 0.625-40 ng/mL.



The mean SOCS3 concentration was determined to be 172.6 pg/mL in HeLa cell extract based on a 1.5 mg/mL extract load, 350.0 pg/mL in Jurkat cell extract based on a 3.1 mg/mL extract load and 322.1 pg/mL in K-562 cell extract based on a 2.5 mg/mL extract load.



Cytometric bead array standard curve of MP01874-2, SOCS3 Recombinant Matched Antibody Pair, PBS Only. Capture antibody: 85155-2-PBS. Detection antibody: 85155-1-PBS. Standard: Ag5170. Range: 0.781-100 ng/mL.