

For Research Use Only

HUWE1 Recombinant antibody, PBS Only (Capture)

Catalog Number: 85177-1-PBS



Basic Information

Catalog Number: 85177-1-PBS	GenBank Accession Number: BC002602	Purification Method: Protein A purification
Size: 100ug , Concentration: 1 mg/ml by Nanodrop;	GeneID (NCBI): 10075	CloneNo.: 242702E4
Source: Rabbit	UNIPROT ID: Q7Z6Z7	
Isotype: IgG	Full Name: HECT, UBA and WWE domain containing 1	
Immunogen Catalog Number: AG13763	Calculated MW: 437 aa, 482 kDa	

Applications

Tested Applications:
Cytometric bead array, Sandwich ELISA, Indirect ELISA, Sample test

Species Specificity:
human

Product Information

85177-1-PBS targets HUWE1 as part of a matched antibody pair:

MP01895-1: 85177-1-PBS capture and 85177-2-PBS detection (validated in Cytometric bead array)

MP01895-2: 85177-1-PBS capture and 85177-3-PBS detection (validated in Cytometric bead array)

MP01895-3: 85177-1-PBS capture and 85177-4-PBS detection (validated in Sandwich ELISA)

Unconjugated rabbit recombinant monoclonal antibody in PBS only (BSA and azide free) storage buffer at a concentration of 1 mg/mL, ready for conjugation. Created using Proteintech's proprietary in-house recombinant technology. Recombinant production enables unrivalled batch-to-batch consistency, easy scale-up, and future security of supply.

This conjugation ready format makes antibodies ideal for use in many applications including: ELISAs, multiplex assays requiring matched pairs, mass cytometry, and multiplex imaging applications. Antibody use should be optimized by the end user for each application and assay.

Storage

Storage:
Store at -80°C.

Storage Buffer:
PBS only, pH7.3

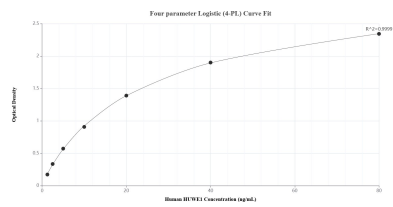
For technical support and original validation data for this product please contact:

T: 1 (888) 4PTGLAB (1-888-478-4522) (toll free in USA), or 1(312) 455-8498 (outside USA)

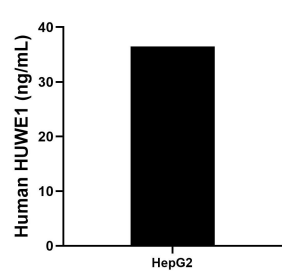
E: proteintech@ptglab.com
W: ptglab.com

This product is exclusively available under Proteintech Group brand and is not available to purchase from any other manufacturer.

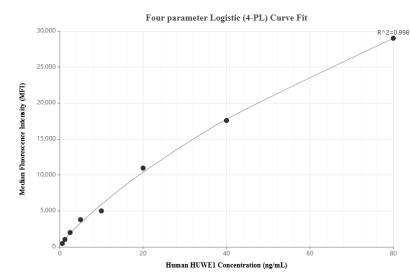
Selected Validation Data



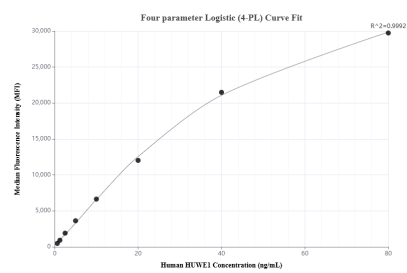
Sandwich ELISA standard curve of MP01895-3, Human HUWE1 Recombinant Matched Antibody Pair - PBS only. 85177-1-PBS was coated to a plate as the capture antibody and incubated with serial dilutions of standard Ag13763. 85177-4-PBS was HRP conjugated as the detection antibody. Range: 1.25-80 ng/mL



The mean HUWE1 concentration was determined to be 36.46 ng/mL in HepG2 cell extract based on a 1.30 mg/mL extract load.



Cytometric bead array standard curve of MP01895-2, HUWE1 Recombinant Matched Antibody Pair, PBS Only. Capture antibody: 85177-1-PBS. Detection antibody: 85177-3-PBS. Standard: Ag13763. Range: 0.625-80 ng/mL



Cytometric bead array standard curve of MP01895-1, HUWE1 Recombinant Matched Antibody Pair, PBS Only. Capture antibody: 85177-1-PBS. Detection antibody: 85177-2-PBS. Standard: Ag13763. Range: 0.625-80 ng/mL