

For Research Use Only

Plakophilin 1 Recombinant antibody, PBS Only (Detector)

Catalog Number: 85217-2-PBS



Basic Information

Catalog Number: 85217-2-PBS	GenBank Accession Number: BC114571	Purification Method: Protein A purification
Size: 100ug , Concentration: 1 mg/ml by Nanodrop;	GeneID (NCBI): 5317	CloneNo.: 242834C7
Source: Rabbit	UNIPROT ID: Q13835	
Isotype: IgG	Full Name: plakophilin 1 (ectodermal dysplasia/skin fragility syndrome)	
Immunogen Catalog Number: AG18153	Calculated MW: 747 aa, 83 kDa	

Applications

Tested Applications:
Cytometric bead array, Sandwich ELISA, Indirect ELISA, Sample test

Species Specificity:
human

Product Information

85217-2-PBS targets Plakophilin 1 as part of a matched antibody pair:

MP01918-1: 85217-1-PBS capture and 85217-2-PBS detection (validated in Cytometric bead array, Sandwich ELISA)

Unconjugated rabbit recombinant monoclonal antibody in PBS only (BSA and azide free) storage buffer at a concentration of 1 mg/mL, ready for conjugation. Created using Proteintech's proprietary in-house recombinant technology. Recombinant production enables unrivalled batch-to-batch consistency, easy scale-up, and future security of supply.

This conjugation ready format makes antibodies ideal for use in many applications including: ELISAs, multiplex assays requiring matched pairs, mass cytometry, and multiplex imaging applications. Antibody use should be optimized by the end user for each application and assay.

Storage

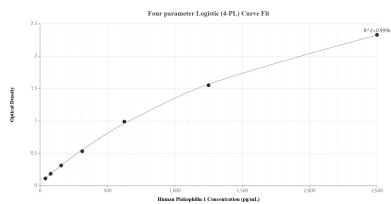
Storage:
Store at -80°C.

Storage Buffer:
PBS only, pH7.3

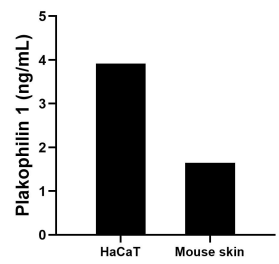
For technical support and original validation data for this product please contact:
T: 1 (888) 4PTGLAB (1-888-478-4522) (toll free in USA), or 1(312) 455-8498 (outside USA)
E: proteintech@ptglab.com
W: ptglab.com

This product is exclusively available under Proteintech Group brand and is not available to purchase from any other manufacturer.

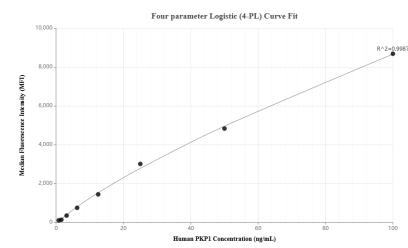
Selected Validation Data



Sandwich ELISA standard curve of MP01918-1, Human Plakophilin 1 Recombinant Matched Antibody Pair - PBS only. 85217-1-PBS was coated to a plate as the capture antibody and incubated with serial dilutions of standard Ag18153. 85217-2-PBS was HRP conjugated as the detection antibody. Range: 39.1-2500 pg/mL



The mean Plakophilin 1 concentration was determined to be 3.9 ng/mL in HaCaT cell extract based on a 1.0 mg/mL extract load and 1.7 ng/mL in mouse skin tissue extract based on a 0.9 mg/mL extract load.



Cytometric bead array standard curve of MP01918-1, PKP1/Plakophilin 1 Recombinant Matched Antibody Pair, PBS Only. Capture antibody: 85217-1-PBS. Detection antibody: 85217-2-PBS. Standard: Ag18153. Range: 0.781-100 ng/mL