

For Research Use Only

# SSH2 Recombinant monoclonal antibody

Catalog Number: 85294-2-RR



## Basic Information

<b>Catalog Number:</b> 85294-2-RR	<b>GenBank Accession Number:</b> NM_033389	<b>Purification Method:</b> Protein A purification
<b>Size:</b> 100ul , Concentration: 1000 ug/ml by Nanodrop;	<b>GeneID (NCBI):</b> 85464	<b>CloneNo.:</b> 250011B7
<b>Source:</b> Rabbit	<b>UNIPROT ID:</b> Q76I76	<b>Recommended Dilutions:</b> WB: 1:2000-1:10000 IHC: 1:500-1:2000 IF/ICC: 1:200-1:800
<b>Isotype:</b> IgG	<b>Full Name:</b> slingshot homolog 2 (Drosophila)	
	<b>Calculated MW:</b> 158 kDa	
	<b>Observed MW:</b> 45-51 kDa	

## Applications

**Tested Applications:**  
WB, IHC, IF/ICC, ELISA

**Species Specificity:**  
human, mouse, rat

**Note-IHC:** suggested antigen retrieval with **TE buffer pH 9.0; (\*)** Alternatively, antigen retrieval may be performed with **citrate buffer pH 6.0**

**Positive Controls:**

**WB :** HeLa cells, HepG2 cells, Jurkat cells, MG-63 cells, U2OS cells, mouse liver tissue, rat liver tissue

**IHC :** mouse testis tissue,

**IF/ICC :** HepG2 cells,

## Storage


**Storage:**  
Store at -20°C. Stable for one year after shipment.  
**Storage Buffer:**  
PBS with 0.02% sodium azide and 50% glycerol, pH7.3  
**Aliquoting is unnecessary for -20°C storage**

\*\*\* 20ul sizes contain 0.1% BSA

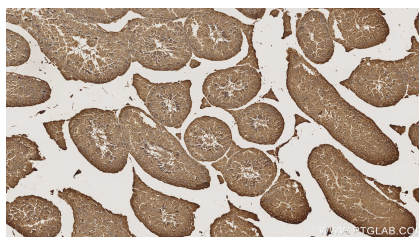
For technical support and original validation data for this product please contact:  
T: 1 (888) 4PTGLAB (1-888-478-4522) (toll free in USA), or 1(312) 455-8498 (outside USA)  
E: [proteintech@ptglab.com](mailto:proteintech@ptglab.com)  
W: [ptglab.com](http://ptglab.com)

This product is exclusively available under Proteintech Group brand and is not available to purchase from any other manufacturer.

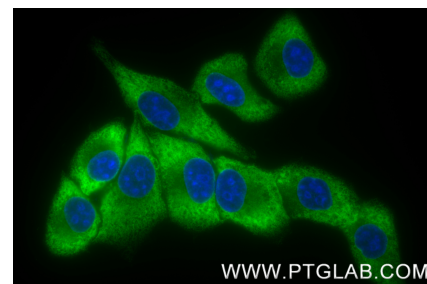
## Selected Validation Data



Various lysates were subjected to SDS PAGE followed by western blot with 85294-2-RR (SSH2 antibody) at dilution of 1:5000 incubated at room temperature for 1.5 hours.



Immunohistochemical analysis of paraffin-embedded mouse testis tissue slide using 85294-2-RR (SSH2 antibody) at dilution of 1:1000 (under 10x lens). Heat mediated antigen retrieval with Tris-EDTA buffer (pH 9.0).



Immunofluorescent analysis of (-20°C Ethanol) fixed HepG2 cells using SSH2 antibody (85294-2-RR, Clone: 250011B7) at dilution of 1:400 and Multi-rAb CoraLite® Plus 488-Goat Anti-Rabbit Recombinant Secondary Antibody (H+L) (RGAR002).