

For Research Use Only

# MYH4-Specific Recombinant antibody, PBS Only

Catalog Number: 85376-1-PBS



## Basic Information

**Catalog Number:**

85376-1-PBS

**Size:**

100ug , Concentration: 1 mg/ml by  
Nanodrop;

**Source:**

Rabbit

**Isotype:**

IgG

**GenBank Accession Number:**

NM\_017533

**GeneID (NCBI):**

4622

**UNIPROT ID:**

Q9Y623

**Full Name:**

myosin, heavy chain 4, skeletal  
muscle

**Calculated MW:**

223 kDa

**Observed MW:**

230 kDa

**Purification Method:**

Protein A purification

**CloneNo.:**

242795B2

## Applications

**Tested Applications:**

WB, IHC, Indirect ELISA

**Species Specificity:**

human, mouse, rat

## Storage

**Storage:**

Store at -80°C.

**Storage Buffer:**

PBS Only

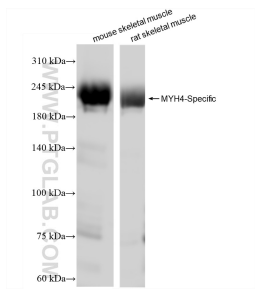
For technical support and original validation data for this product please contact:

T: 1 (888) 4PTGLAB (1-888-478-4522) (toll free  
in USA), or 1(312) 455-8498 (outside USA)

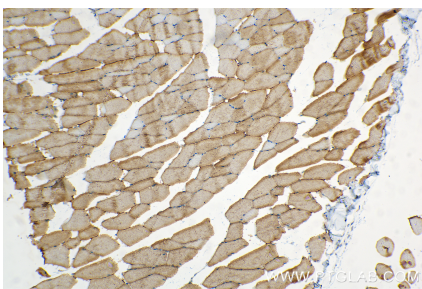
E: [proteintech@ptglab.com](mailto:proteintech@ptglab.com)  
W: [ptglab.com](http://ptglab.com)

This product is exclusively available under Proteintech  
Group brand and is not available to purchase from any  
other manufacturer.

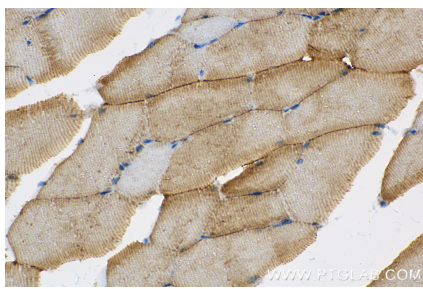
## Selected Validation Data



Various lysates were subjected to SDS PAGE followed by western blot with 85376-1-RR (MYH4-Specific antibody) at dilution of 1:5000 incubated at room temperature for 1.5 hours. This data was developed using the same antibody clone with 85376-1-PBS in a different storage buffer formulation.



Immunohistochemical analysis of paraffin-embedded mouse skeletal muscle tissue slide using 85376-1-RR (MYH4-Specific antibody) at dilution of 1:500 (under 10x lens). This data was developed using the same antibody clone with 85376-1-PBS in a different storage buffer formulation.



Immunohistochemical analysis of paraffin-embedded mouse skeletal muscle tissue slide using 85376-1-RR (MYH4-Specific antibody) at dilution of 1:500 (under 40x lens). This data was developed using the same antibody clone with 85376-1-PBS in a different storage buffer formulation.