

For Research Use Only

Mouse CD43/Leukosialin Recombinant antibody, PBS Only (Detector)

Catalog Number: 85442-3-PBS



Basic Information

Catalog Number: 85442-3-PBS	GenBank Accession Number: NM_001037810.2	Purification Method: Protein A purification
Size: 100ug , Concentration: 1 mg/ml by Nanodrop;	GeneID (NCBI): 20737	CloneNo.: 242851G3
Source: Rabbit	UNIPROT ID: P15702	
Isotype: IgG	Full Name: sialophorin	
Immunogen Catalog Number: EG1395	Calculated MW: 40kDa	

Applications

Tested Applications:
Cytometric bead array, Sandwich ELISA, Indirect ELISA, Sample test

Species Specificity:
mouse

Product Information

85442-3-PBS targets CD43/Leukosialin as part of a matched antibody pair:

MP02000-1: 85442-1-PBS capture and 85442-3-PBS detection (validated in Cytometric bead array)

MP02000-2: 85442-2-PBS capture and 85442-3-PBS detection (validated in Cytometric bead array, Sandwich ELISA)

Unconjugated rabbit recombinant monoclonal antibody in PBS only (BSA and azide free) storage buffer at a concentration of 1 mg/mL, ready for conjugation. Created using Proteintech's proprietary in-house recombinant technology. Recombinant production enables unrivalled batch-to-batch consistency, easy scale-up, and future security of supply.

This conjugation ready format makes antibodies ideal for use in many applications including: ELISAs, multiplex assays requiring matched pairs, mass cytometry, and multiplex imaging applications. Antibody use should be optimized by the end user for each application and assay.

Storage

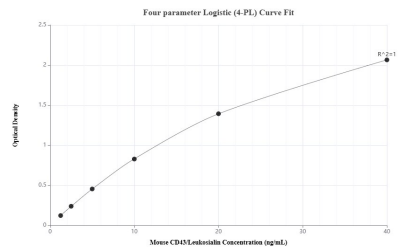
Storage:
Store at -80°C.

Storage Buffer:
PBS only, pH7.3

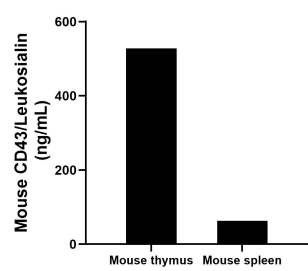
For technical support and original validation data for this product please contact:
T: 1 (888) 4PTGLAB (1-888-478-4522) (toll free in USA), or 1(312) 455-8498 (outside USA)
E: proteintech@ptglab.com
W: ptglab.com

This product is exclusively available under Proteintech Group brand and is not available to purchase from any other manufacturer.

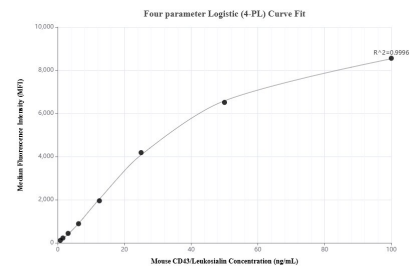
Selected Validation Data



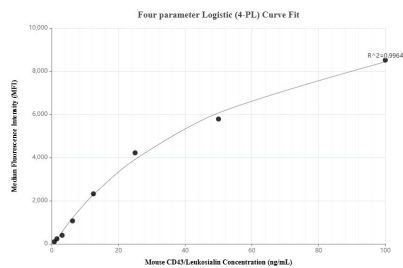
Sandwich ELISA standard curve of MP02000-2, Mouse CD43/Leukosialin Recombinant Matched Antibody Pair - PBS only. 85442-2-PBS was coated to a plate as the capture antibody and incubated with serial dilutions of standard Eg1395. 85442-3-PBS was HRP conjugated as the detection antibody. Range: 1.25-40 ng/mL



The mean CD43/Leukosialin concentration was determined to be 528.09 ng/mL in mouse thymus tissue extract based on a 5.8 mg/mL extract load and 62.92 ng/mL in mouse spleen tissue extract based on a 8.4 mg/mL extract load.



Cytometric bead array standard curve of MP02000-1, MOUSE CD43/Leukosialin Recombinant Matched Antibody Pair, PBS Only. Capture antibody: 85442-1-PBS. Detection antibody: 85442-3-PBS. Standard: Eg1395. Range: 0.781-100 ng/mL



Cytometric bead array standard curve of MP02000-2, MOUSE CD43/Leukosialin Recombinant Matched Antibody Pair, PBS Only. Capture antibody: 85442-2-PBS. Detection antibody: 85442-3-PBS. Standard: Eg1395. Range: 0.781-100 ng/mL