

For Research Use Only

PFKFB2 Recombinant antibody, PBS Only (Capture)

Catalog Number: 85639-3-PBS



Basic Information

Catalog Number: 85639-3-PBS	GenBank Accession Number: BC075076	Purification Method: Protein A purification
Size: 100ug, Concentration: 1 mg/ml by Nanodrop;	GeneID (NCBI): 5208	CloneNo.: 243136C9
Source: Rabbit	UNIPROT ID: O60825	
Isotype: IgG	Full Name: 6-phosphofructo-2-kinase/fructose-2,6-biphosphatase 2	
Immunogen Catalog Number: AG32347	Calculated MW: 505 aa, 58 kDa	

Applications

Tested Applications:
Cytometric bead array, Sandwich ELISA, Indirect ELISA, Sample test

Species Specificity:
human

Product Information

85639-3-PBS targets PFKFB2 as part of a matched antibody pair:

MP02061-1: 85639-3-PBS capture and 85639-1-PBS detection (validated in Cytometric bead array)

MP02061-2: 85639-3-PBS capture and 85639-2-PBS detection (validated in Cytometric bead array)

MP02061-3: 85639-3-PBS capture and 85639-5-PBS detection (validated in Sandwich ELISA)

Unconjugated rabbit recombinant monoclonal antibody in PBS only (BSA and azide free) storage buffer at a concentration of 1 mg/mL, ready for conjugation. Created using Proteintech's proprietary in-house recombinant technology. Recombinant production enables unrivalled batch-to-batch consistency, easy scale-up, and future security of supply.

This conjugation ready format makes antibodies ideal for use in many applications including: ELISAs, multiplex assays requiring matched pairs, mass cytometry, and multiplex imaging applications. Antibody use should be optimized by the end user for each application and assay.

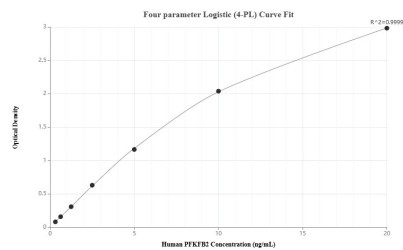
Storage

Storage:
Store at -80°C.
Storage Buffer:
PBS Only

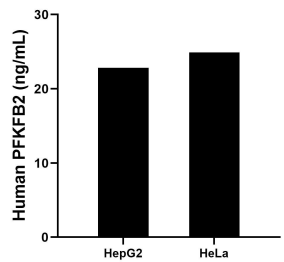
For technical support and original validation data for this product please contact:
T: 1 (888) 4PTGLAB (1-888-478-4522) (toll free in USA), or 1(312) 455-8498 (outside USA)
E: proteintech@ptglab.com
W: ptglab.com

This product is exclusively available under Proteintech Group brand and is not available to purchase from any other manufacturer.

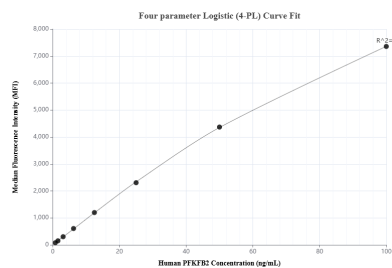
Selected Validation Data



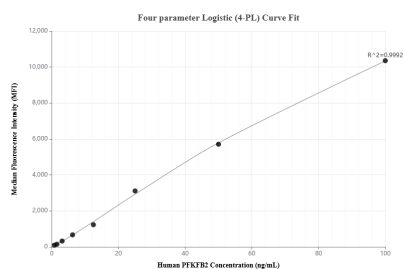
Sandwich ELISA standard curve of MP02061-3, Human PFKFB2 Recombinant Matched Antibody Pair - PBS only. 85639-3-PBS was coated to a plate as the capture antibody and incubated with serial dilutions of standard Ag32347. 85639-5-PBS was HRP conjugated as the detection antibody. Range: 0.313-20 ng/mL



The mean PFKFB2 concentration was determined to be 22.84 ng/mL in HepG2 cell extract based on a 1.8 mg/mL extract load and 24.89 ng/mL in HeLa cell extract based on a 1.8 mg/mL extract load.



Cytometric bead array standard curve of MP02061-2, PFKFB2 Recombinant Matched Antibody Pair, PBS Only. Capture antibody: 85639-3-PBS. Detection antibody: 85639-2-PBS. Standard: Ag32347. Range: 0.781-100 ng/mL



Cytometric bead array standard curve of MP02061-1, PFKFB2 Recombinant Matched Antibody Pair, PBS Only. Capture antibody: 85639-3-PBS. Detection antibody: 85639-1-PBS. Standard: Ag32347. Range: 0.781-100 ng/mL