

For Research Use Only

SIRT2 Recombinant antibody, PBS Only (Capture)

Catalog Number: 85744-3-PBS



Basic Information

Catalog Number: 85744-3-PBS	GenBank Accession Number: BC003547	Purification Method: Protein A purification
Size: 100ug , Concentration: 1 mg/ml by Nanodrop;	GeneID (NCBI): 22933	CloneNo.: 243127A11
Source: Rabbit	UNIPROT ID: Q8IXJ6	
Isotype: IgG	Full Name: sirtuin (silent mating type information regulation 2 homolog) 2 (S. cerevisiae)	
Immunogen Catalog Number: AG7556	Calculated MW: 43 kDa	

Applications

Tested Applications:
Cytometric bead array, Sandwich ELISA, Indirect ELISA, Sample test

Species Specificity:
human

Product Information

85744-3-PBS targets SIRT2 as part of a matched antibody pair:

MP02109-1: 85744-3-PBS capture and 85744-1-PBS detection (validated in Cytometric bead array, Sandwich ELISA)

MP02109-2: 85744-3-PBS capture and 85744-2-PBS detection (validated in Cytometric bead array)

Unconjugated rabbit recombinant monoclonal antibody in PBS only (BSA and azide free) storage buffer at a concentration of 1 mg/mL, ready for conjugation. Created using Proteintech's proprietary in-house recombinant technology. Recombinant production enables unrivalled batch-to-batch consistency, easy scale-up, and future security of supply.

This conjugation ready format makes antibodies ideal for use in many applications including: ELISAs, multiplex assays requiring matched pairs, mass cytometry, and multiplex imaging applications. Antibody use should be optimized by the end user for each application and assay.

Storage

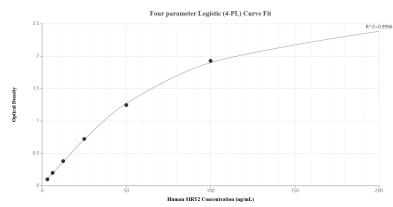
Storage:
Store at -80°C.

Storage Buffer:
PBS only, pH7.3

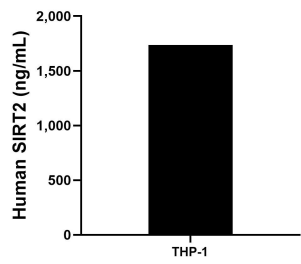
For technical support and original validation data for this product please contact:
T: 1 (888) 4PTGLAB (1-888-478-4522) (toll free in USA), or 1(312) 455-8498 (outside USA)
E: proteintech@ptglab.com
W: ptglab.com

This product is exclusively available under Proteintech Group brand and is not available to purchase from any other manufacturer.

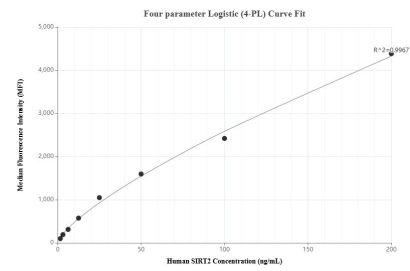
Selected Validation Data



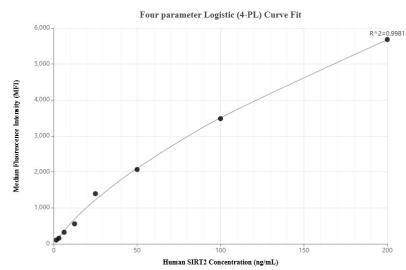
Sandwich ELISA standard curve of MP02109-1, Human SIRT2 Recombinant Matched Antibody Pair - PBS only. 85744-3-PBS was coated to a plate as the capture antibody and incubated with serial dilutions of standard Ag7556. 85744-1-PBS was HRP conjugated as the detection antibody. Range: 3.13-200 ng/mL



The mean SIRT2 concentration was determined to be 1,737.19 ng/mL in THP-1 cell extract based on a 3.40 mg/mL extract load.



Cytometric bead array standard curve of MP02109-2, SIRT2 Recombinant Matched Antibody Pair, PBS Only. Capture antibody: 85744-3-PBS. Detection antibody: 85744-2-PBS. Standard: Ag7556. Range: 1.563-200 ng/mL



Cytometric bead array standard curve of MP02109-1, SIRT2 Recombinant Matched Antibody Pair, PBS Only. Capture antibody: 85744-3-PBS. Detection antibody: 85744-1-PBS. Standard: Ag7556. Range: 1.563-200 ng/mL