

For Research Use Only

DDX23 Recombinant antibody, PBS Only

Catalog Number: 85763-4-PBS



Basic Information

Catalog Number: 85763-4-PBS	GenBank Accession Number: BC002366	Purification Method: Protein A purification
Size: 100ug , Concentration: 1 mg/ml by Nanodrop;	GeneID (NCBI): 9416	CloneNo.: 243147B4
Source: Rabbit	UNIPROT ID: Q9BUQ8	
Isotype: IgG	Full Name: DEAD (Asp-Glu-Ala-Asp) box polypeptide 23	
Immunogen Catalog Number: AG0258	Calculated MW: 96 kDa	
	Observed MW: 96-100 kDa	

Applications

Tested Applications:
WB, IF/ICC, Indirect ELISA

Species Specificity:
human, mouse

Background Information

DEAD (Asp-Glu-Ala-Asp) box polypeptide 23 (DDX23, synonyms: prp28, MGC8416, U5-100K) is a member of the DEAD box protein family. DEAD box proteins, characterized by the conserved motif Asp-Glu-Ala-Asp (DEAD), are putative RNA helicases. They are implicated in a number of cellular processes involving alteration of RNA secondary structure, such as translation initiation, nuclear and mitochondrial splicing, and ribosome and spliceosome assembly. Based on their distribution patterns, some members of this family are believed to be involved in embryogenesis, spermatogenesis, and cellular growth and division. DDX23 is a component of the U5 snRNP complex; it may facilitate conformational changes in the spliceosome during nuclear pre-mRNA splicing.

Storage

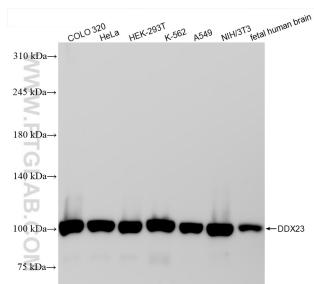
Storage:
Store at -80°C.

Storage Buffer:
PBS only, pH7.3

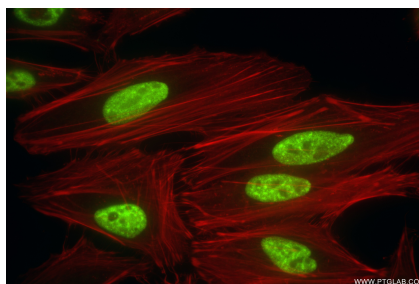
For technical support and original validation data for this product please contact:
T: 1 (888) 4PTGLAB (1-888-478-4522) (toll free in USA), or 1(312) 455-8498 (outside USA)
E: proteintech@ptglab.com
W: ptglab.com

This product is exclusively available under Proteintech Group brand and is not available to purchase from any other manufacturer.

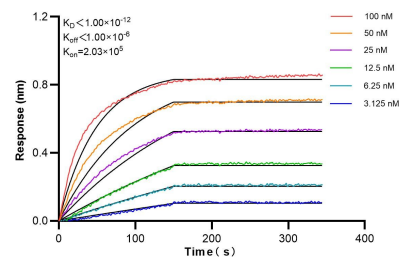
Selected Validation Data



Various lysates were subjected to SDS PAGE followed by western blot with 85763-4-RR (DDX23 antibody) at dilution of 1:10000 incubated at room temperature for 1.5 hours. This data was developed using the same antibody clone with 85763-4-PBS in a different storage buffer formulation.



Immunofluorescent analysis of (4% PFA) fixed HeLa cells using DDX23 antibody (85763-4-RR, Clone: 243147B4) at dilution of 1:500 and CoraLite® 488-Conjugated Goat Anti-Rabbit IgG(H+L) (SA00013-2), CL594-Phalloidin (red). This data was developed using the same antibody clone with 85763-4-PBS in a different storage buffer formulation.



Biolayer interferometry (BLI) kinetic assays of 85763-4-RR against Human DDX23 were performed. The affinity constant is below 1 pM.