For Research Use Only

Rat Beta-2 microglobulin Recombinant monoclonal antibody, PBS Only (Detector)

Catalog Number:85816-3-PBS

proteintech®
Antibodies | ELISA kits | Proteins
www.ptglab.com

Basic Information

Catalog Number:
85816-3-PBS

Size:
100ug , Concentration: 1 mg/ml by Nanodrop;

Source:
Rabbit

Isotype:
IgG

Immunogen Catalog Number:
EG3270

GenBank Accession Number:
NM_012512.2

GeneID (NCBI):
24223

UNIPROT ID:
P07151

Full Name:
beta-2 microglobulin

Calculated MW:
14 kDa

Purification Method:
Protein A purification

CloneNo.:
250092C5

Applications

Tested Applications:
Sandwich ELISA, Indirect ELISA

Species Specificity:
rat

Product Information

85816-3-PBS targets Beta-2 microglobulin as part of a matched antibody pair:

MP02168-3: 85816-2-PBS capture and 85816-3-PBS detection (validated in Sandwich ELISA)

Unconjugated rabbit recombinant monoclonal antibody in PBS only (BSA and azide free) storage buffer at a concentration of 1 mg/mL, ready for conjugation. Created using Proteintech's proprietary in-house recombinant technology. Recombinant production enables unrivalled batch-to-batch consistency, easy scale-up, and future security of supply.

This conjugation ready format makes antibodies ideal for use in many applications including: ELISAs, multiplex assays requiring matched pairs, mass cytometry, and multiplex imaging applications.Antibody use should be optimized by the end user for each application and assay.

Storage

Storage:
Store at -80°C.
Storage Buffer:
PBS only, pH7.3

For technical support and original validation data for this product please contact:
T: 1 (888) 4PTGLAB (1-888-478-4522) (toll free in USA), or 1(312) 455-8498 (outside USA)
E: proteintech@ptglab.com
W: ptglab.com

This product is exclusively available under Proteintech Group brand and is not available to purchase from any other manufacturer.

Selected Validation Data

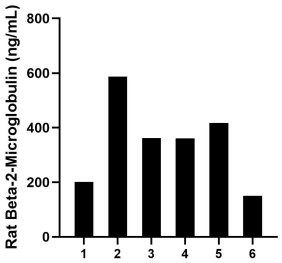

Urine of six rats was measured. The Beta-2-Microglobulin concentration of detected samples was determined to be 346.3 ng/mL with a range of 149.9-587.3 ng/mL.

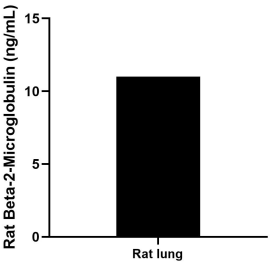

Rat lungs were rinsed with enough PBS to cover the organs and kept on ice. Tissue was homogenized with a tissue homogenizer and cultured in RPMI 1640 supplemented with 10% fetal bovine serum, 2 mM L-glutamine, 100 U/mL penicillin, and 100 mg/mL streptomycin sulfate. Aliquots of the cell culture supernatants were removed and assayed for Beta-2-Microglobulin, and measured 11.0 ng/mL.

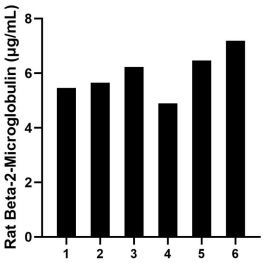

Serum of six rats was measured. The Beta-2-Microglobulin concentration of detected samples was determined to be 6.0 µg/mL with a range of 4.9-7.2 µg/mL.

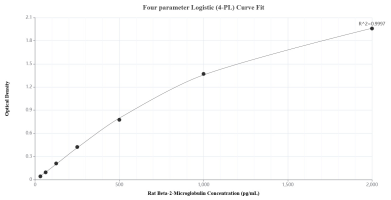

Sandwich ELISA standard curve of MP02168-3, Rat Beta-2-Microglobulin Recombinant Matched Antibody Pair - PBS only. 85816-2-PBS was coated to a plate as the capture antibody and incubated with serial dilutions of standard Eg3270. 85816-3-PBS was HRP conjugated as the detection antibody. Range: 31.3-2000 pg/mL.