

For Research Use Only

VEGFR-1/FLT-1 Recombinant monoclonal antibody

Catalog Number: 85844-2-RR



Basic Information

Catalog Number: 85844-2-RR	GenBank Accession Number: NM_002019	Purification Method: Protein A purification
Size: 100ul , Concentration: 1000 µg/ml by Nanodrop;	GeneID (NCBI): 2321	CloneNo.: 253459E3
Source: Rabbit	UNIPROT ID: P17948-1	Recommended Dilutions: WB: 1:5000-1:50000
Isotype: IgG	Full Name: fms-related tyrosine kinase 1 (vascular endothelial growth factor/vascular permeability factor receptor)	
Immunogen Catalog Number: EG7078	Calculated MW: 151kd	
	Observed MW: 55-60 kDa	

Applications

Tested Applications: WB, ELISA	Positive Controls: WB : human placenta tissue, HEK-293 cells
Species Specificity: human	

Background Information

Vascular endothelial growth factor receptor-1 (VEGFR-1, FLT-1) is a receptor tyrosine kinase belonging to the VEGFR family. VEGF is a key regulator of physiological angiogenesis and has also been implicated in pathological angiogenesis associated with tumors, intraocular neovascular disorders, and other conditions. The biological effects of VEGF are mediated by VEGFR-1 and VEGFR-2. Both the two receptors have seven immunoglobulin-like repeats in the extracellular domain, a single transmembrane region and a tyrosine kinase domain. VEGFR-1 binds VEGFA, PlGF, and VEGFB, and plays an essential role in the development of embryonic vasculature, the regulation of angiogenesis, cell survival, cell migration, macrophage function, chemotaxis, and cancer cell invasion. Two isoforms of VEGFR-1 exist, a full-length transmembrane form and a short soluble form (sVEGFR-1) consisting of only the extracellular ligand-binding domain. (PMID: 12778165; 17109193; 8806634)

Storage

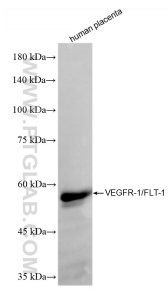
Storage:
Store at -20°C. Stable for one year after shipment.
Storage Buffer:
PBS with 0.02% sodium azide and 50% glycerol, pH7.3
Aliquoting is unnecessary for -20°C storage

*** 20ul sizes contain 0.1% BSA

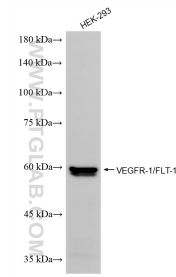
For technical support and original validation data for this product please contact:
T: 1 (888) 4PTGLAB (1-888-478-4522) (toll free in USA), or 1(312) 455-8498 (outside USA) E: proteintech@ptglab.com
W: ptglab.com

This product is exclusively available under Proteintech Group brand and is not available to purchase from any other manufacturer.

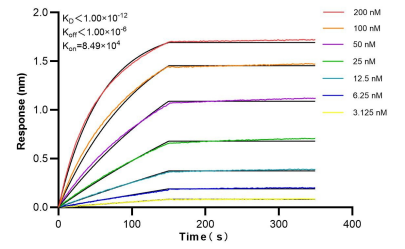
Selected Validation Data



human placenta tissue were subjected to SDS PAGE followed by western blot with 85844-2-RR (VEGFR-1/FLT-1 antibody) at dilution of 1:10000 incubated at room temperature for 1.5 hours.



HEK-293 cells were subjected to SDS PAGE followed by western blot with 85844-2-RR (VEGFR-1/FLT-1 antibody) at dilution of 1:10000 incubated at room temperature for 1.5 hours.



Biolayer interferometry (BLI) kinetic assays of 85844-2-RR against Human VEGFR-1/FLT-1 were performed. The affinity constant is below 1 pM.