

For Research Use Only

DNA-RNA Hybrid Recombinant monoclonal antibody, PBS Only

Catalog Number:85855-1-PBS



Basic Information

Catalog Number:

85855-1-PBS

Size:

100ug , Concentration: 1 mg/ml by Nanodrop;

Source:

Rabbit

Isotype:

IgG

GenBank Accession Number:

GeneID (NCBI):

Full Name:

Purification Method:

Protein A purification

CloneNo.:

250863A1

Applications

Tested Applications:

IHC, IF/ICC, FC (Intra), Dot blot, Indirect ELISA

Species Specificity:

n/a

Background Information

DNA-RNA Hybrid antibodies are primarily used to study R-loops. Theoretically, they do not bind to single-stranded DNA, double-stranded DNA, or RNA. R-loops are DNA-RNA hybrid structures formed during transcription and are closely related to genome stability, DNA replication, DNA repair, and cancer development.

Storage

Storage:

Store at -80°C.

Storage Buffer:

PBS only, pH7.3


For technical support and original validation data for this product please contact:

T: 1 (888) 4PTGLAB (1-888-478-4522) (toll free in USA), or 1(312) 455-8498 (outside USA)

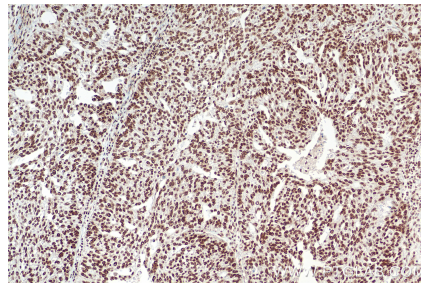
E: proteintech@ptglab.com
W: ptglab.com

This product is exclusively available under Proteintech Group brand and is not available to purchase from any other manufacturer.

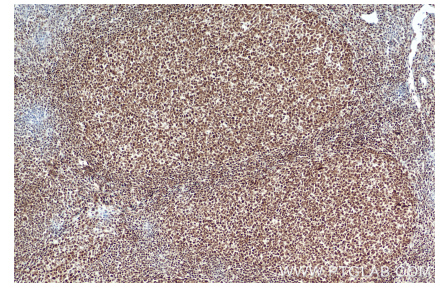
Selected Validation Data



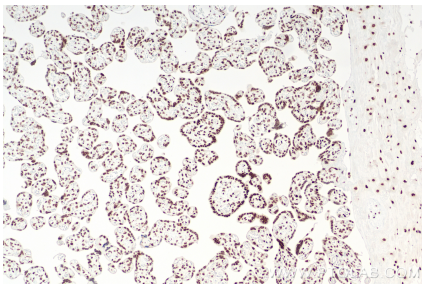
Dot blot analysis was used to confirm the specificity of 85855-1-RR DNA-RNA Hybrid antibody. peptides were spotted onto NC and probed with antibody at 1 µg/mL. The amount of peptide (ng) spotted is indicated next to each row. This data was developed using the same antibody clone with 85855-1-PBS in a different storage buffer formulation.



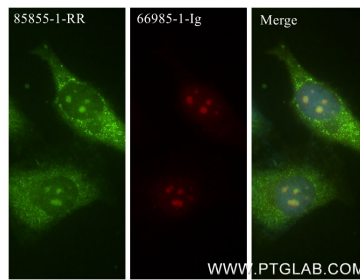
Immunohistochemical analysis of paraffin-embedded human ovary tumor tissue slide using 85855-1-RR (DNA-RNA Hybrid antibody) at dilution of 1:800 (under 10x lens). Heat mediated antigen retrieval with Tris-EDTA buffer (pH 9.0). This data was developed using the same antibody clone with 85855-1-PBS in a different storage buffer formulation.



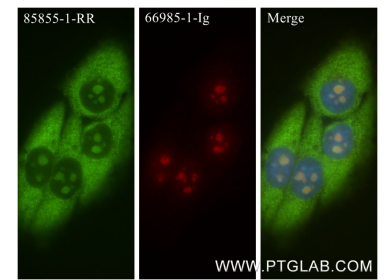
Immunohistochemical analysis of paraffin-embedded human tonsillitis tissue slide using 85855-1-RR (DNA-RNA Hybrid antibody) at dilution of 1:800 (under 10x lens). Heat mediated antigen retrieval with Tris-EDTA buffer (pH 9.0). This data was developed using the same antibody clone with 85855-1-PBS in a different storage buffer formulation.



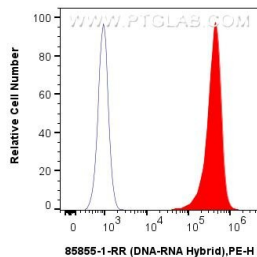
Immunohistochemical analysis of paraffin-embedded human placenta tissue slide using 85855-1-RR (DNA-RNA Hybrid antibody) at dilution of 1:800 (under 10x lens). Heat mediated antigen retrieval with Tris-EDTA buffer (pH 9.0). This data was developed using the same antibody clone with 85855-1-PBS in a different storage buffer formulation.



Immunofluorescent analysis of (4% PFA) fixed HeLa cells using DNA-RNA Hybrid antibody (85855-1-RR, Clone: 250863A1) at dilution of 1:250 and CoraLite®488-Conjugated Goat Anti-Rabbit IgG(H+L) (SA00013-2), FBL antibody (66985-1-Ig, Clone: 3A9E8, red). This data was developed using the same antibody clone with 85855-1-PBS in a different storage buffer formulation.



Immunofluorescent analysis of (4% PFA) fixed HepG2 cells using DNA-RNA Hybrid antibody (85855-1-RR, Clone: 250863A1) at dilution of 1:250 and CoraLite®488-Conjugated Goat Anti-Rabbit IgG(H+L) (SA00013-2), FBL antibody (66985-1-Ig, Clone: 3A9E8, red). This data was developed using the same antibody clone with 85855-1-PBS in a different storage buffer formulation.



1x10⁶ HEK-293T cells were intracellularly stained with 0.2 ug N/a DNA-RNA Hybrid Recombinant Antibody (85855-1-RR, Clone:250863A1) and PE-Conjugated Goat Anti-Rabbit IgG(H+L)(red), or 0.2 ug Rabbit IgG Isotype Control RecAb (98136-1-RR, Clone: 240953C9) (blue). Cells were fixed and permeabilized with True-Nuclear Transcription Factor Buffer Set. This data was developed using the same antibody clone with 85855-1-PBS in a different storage

