

For Research Use Only

CXCL6 Recombinant antibody, PBS Only (Capture)

Catalog Number: 85953-3-PBS



Basic Information

Catalog Number: 85953-3-PBS	GenBank Accession Number: NM_002993.4	Purification Method: Protein A purification
Size: 100ug , Concentration: 1 mg/ml by Nanodrop;	GeneID (NCBI): 6372	CloneNo.: 243095E4
Source: Rabbit	UNIPROT ID: P80162	
Isotype: IgG	Full Name: chemokine (C-X-C motif) ligand 6 (granulocyte chemotactic protein 2)	
Immunogen Catalog Number: EG3386	Calculated MW: 12 kDa	

Applications

Tested Applications:
Sandwich ELISA, Indirect ELISA, Sample test

Species Specificity:
human

Product Information

85953-3-PBS targets CXCL6 as part of a matched antibody pair:

MP02314-1: 85953-3-PBS capture and 85953-2-PBS detection (validated in Sandwich ELISA)

Unconjugated rabbit recombinant monoclonal antibody in PBS only (BSA and azide free) storage buffer at a concentration of 1 mg/mL, ready for conjugation. Created using Proteintech's proprietary in-house recombinant technology. Recombinant production enables unrivalled batch-to-batch consistency, easy scale-up, and future security of supply.

This conjugation ready format makes antibodies ideal for use in many applications including: ELISAs, multiplex assays requiring matched pairs, mass cytometry, and multiplex imaging applications. Antibody use should be optimized by the end user for each application and assay.

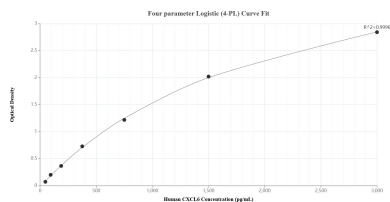
Storage

Storage:
Store at -80°C.
Storage Buffer:
PBS only, pH7.3

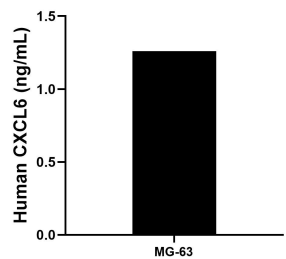
For technical support and original validation data for this product please contact:
T: 1 (888) 4PTGLAB (1-888-478-4522) (toll free in USA), or 1(312) 455-8498 (outside USA)
E: proteintech@ptglab.com
W: ptglab.com

This product is exclusively available under Proteintech Group brand and is not available to purchase from any other manufacturer.

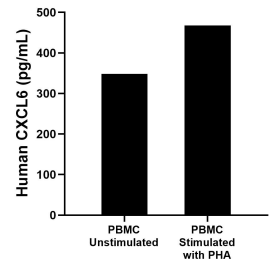
Selected Validation Data



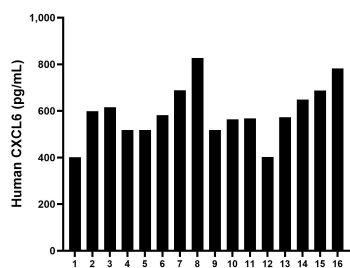
Sandwich ELISA standard curve of MP02314-1, Human CXCL6 Recombinant Matched Antibody Pair - PBS only. 85953-3-PBS was coated to a plate as the capture antibody and incubated with serial dilutions of standard Eg3386. 85953-2-PBS was HRP conjugated as the detection antibody. Range: 46.9-3000 pg/mL.



MG-63 cells were cultured in DMEM supplemented with 10% fetal bovine serum, 2.5 mM L-glutamine, 100 U/mL penicillin, and 100 µg/mL streptomycin sulfate. An aliquot of the cell culture supernatant was removed, assayed for CXCL6, and measured 1.3 ng/mL.



Human peripheral blood mononuclear cells (PBMC) were cultured unstimulated or stimulated with 10 µg/mL PHA for 3 days. The mean CXCL6 concentration was determined to be 348.5 pg/mL in unstimulated PBMC supernatant, 467.5 pg/mL in PHA stimulated PBMC supernatant.



Serum of sixteen individual healthy human donors was measured. The CXCL6 concentration of detected samples was determined to be 593.4 pg/mL with a range of 401.6-827.0 pg/mL.