

For Research Use Only

Surfactant protein D Recombinant antibody

Catalog Number: 85985-1-RR



Basic Information

Catalog Number: 85985-1-RR	GenBank Accession Number: NM_009160.2	Purification Method: Protein A purification
Size: 100ul , Concentration: 1000 µg/ml by Nanodrop;	GeneID (NCBI): 20390	CloneNo.: 250571G8
Source: Rabbit	UNIPROT ID: P50404	Recommended Dilutions: WB: 1:5000-1:50000 IP: 0.5-4.0 ug for 1.0-3.0 mg of total protein lysate IHC: 1:400-1:1600
Isotype: IgG	Full Name: surfactant associated protein D	
Immunogen Catalog Number: EG2924	Calculated MW: 38 kDa	
	Observed MW: 40 kDa	

Applications

Tested Applications: WB, IHC, IP, ELISA	Positive Controls:
Species Specificity: mouse, rat	WB : mouse lung tissue, rat lung tissue
Note-IHC: suggested antigen retrieval with TE buffer pH 9.0; (*) Alternatively, antigen retrieval may be performed with citrate buffer pH 6.0	IP : mouse lung tissue,
	IHC : mouse lung tissue, rat lung tissue

Background Information

Surfactant protein D (SP-D) is a pattern recognition molecule of the collectin family of C-type lectins, which consist of four structural domains: a cysteine-rich N-terminal domain, a collagen-like region, an alpha-helical coiled-coil neck domain and a C-terminal lectin or carbohydrate-recognition domain (PMID: 16213021; 15030473). SP-D is primarily expressed and secreted by type II alveolar cells (PMID: 16684127). It plays a central role in the pulmonary host defence and the modulation of allergic responses.

Storage


Storage:
Store at -20°C. Stable for one year after shipment.
Storage Buffer:
PBS with 0.02% sodium azide and 50% glycerol, pH7.3
Aliquoting is unnecessary for -20°C storage

*** 20ul sizes contain 0.1% BSA

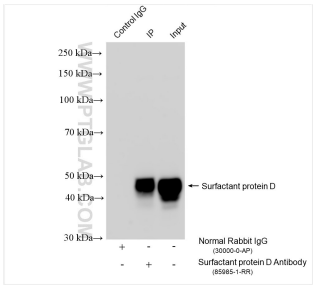
For technical support and original validation data for this product please contact:
T: 1 (888) 4PTGLAB (1-888-478-4522) (toll free in USA), or 1(312) 455-8498 (outside USA)
E: proteintech@ptglab.com
W: ptglab.com

This product is exclusively available under Proteintech Group brand and is not available to purchase from any other manufacturer.

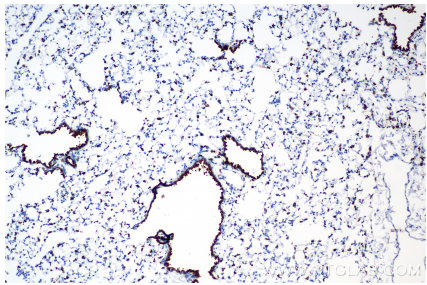
Selected Validation Data



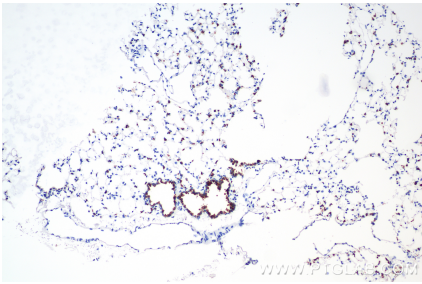
Various lysates were subjected to SDS PAGE followed by western blot with 85985-1-RR (Sftpd antibody) at dilution of 1:10000 incubated at room temperature for 1.5 hours.



IP result of anti-Surfactant protein D (IP:85985-1-RR, 4ug; Detection:85985-1-RR 1:3000) with mouse lung tissue lysate 1760 ug.



Immunohistochemical analysis of paraffin-embedded rat lung tissue slide using 85985-1-RR (Surfactant protein D antibody) at dilution of 1:800 (under 10x lens). Heat mediated antigen retrieval with Tris-EDTA buffer (pH 9.0).



Immunohistochemical analysis of paraffin-embedded mouse lung tissue slide using 85985-1-RR (Surfactant protein D antibody) at dilution of 1:800 (under 10x lens). Heat mediated antigen retrieval with Tris-EDTA buffer (pH 9.0).