

For Research Use Only

BRD2 Recombinant antibody

Catalog Number: 85990-2-RR



Basic Information

Catalog Number:

85990-2-RR

Size:

100ul, Concentration: 1000 µg/ml by Nanodrop;

Source:

Rabbit

Isotype:

IgG

Immunogen Catalog Number:

AG17589

GenBank Accession Number:

BC063840

GeneID (NCBI):

6046

UNIPROT ID:

P25440

Full Name:

bromodomain containing 2

Calculated MW:

836 aa, 92 kDa

Observed MW:

100-110 kDa

Purification Method:

Protein A purification

CloneNo.:

250453G5

Recommended Dilutions:

WB: 1:5000-1:50000

IP: 0.5-4.0 µg for 1.0-3.0 mg of total protein lysate

IF/ICC: 1:250-1:1000

Applications

Tested Applications:

WB, IF/ICC, IP, ELISA

Species Specificity:

human, mouse, rat

Positive Controls:

WB : HeLa cells, Jurkat cells, A549 cells, K-562 cells, C2C12 cells, PC-12 cells

IP : HeLa cells,

IF/ICC : Jurkat cells,

Background Information

BRD2 (Bromodomain-containing protein 2), also known as RING3, is a member of the Bromodomain and Extra-Terminal (BET) family of proteins. These proteins contain two bromodomains and one extra-terminal domain. BRD2 primarily localizes to the nucleus and functions as an atypical protein kinase. Its main role involves the activation of E2F1 and E2F2 proteins, facilitating the production of proteins essential for the G1/S phase transition of the cell cycle. BRD2 specifically recognizes acetylated histones through its bromodomains, particularly acetylated lysine residues on histones H3 and H4. This interaction allows BRD2 to recruit various transcription factors, co-activators, and repressors, thereby modulating transcriptional activity. BRD2 plays a crucial role in chromatin remodeling by recruiting proteins such as histone deacetylases. It is highly expressed during neural tube development and closure, making it essential for neurogenesis and embryogenesis. (PMID: 33462181, PMID: 37926722)

Storage

Storage:

Store at -20°C. Stable for one year after shipment.

Storage Buffer:

PBS with 0.02% sodium azide and 50% glycerol, pH7.3

Aliquoting is unnecessary for -20°C storage

*** 20ul sizes contain 0.1% BSA

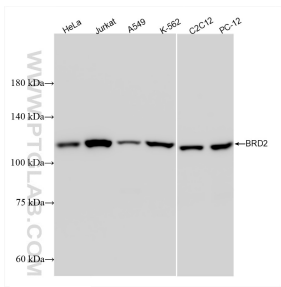
For technical support and original validation data for this product please contact:

T: 1 (888) 4PTGLAB (1-888-478-4522) (toll free in USA), or 1(312) 455-8498 (outside USA)

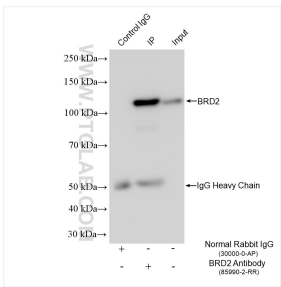
E: proteintech@ptglab.com
W: ptglab.com

This product is exclusively available under Proteintech Group brand and is not available to purchase from any other manufacturer.

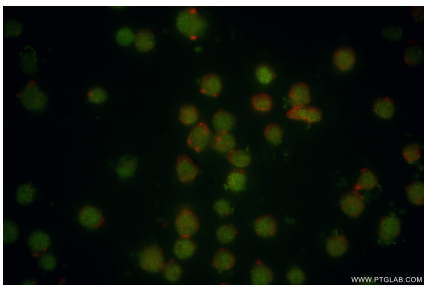
Selected Validation Data



Various lysates were subjected to SDS PAGE followed by western blot with 85990-2-RR (BRD2 antibody) at dilution of 1:10000 incubated at room temperature for 1.5 hours.



IP result of anti-BRD2 (IP:85990-2-RR, 4ug; Detection:85990-2-RR 1:3000) with HeLa cells lysate 1600 ug.



Immunofluorescent analysis of (4% PFA) fixed Jurkat cells using BRD2 antibody (85990-2-RR, Clone: 250453G5) at dilution of 1:500 and CoraLite® 488-Conjugated Goat Anti-Rabbit IgG(H+L) (SA00013-2).