

For Research Use Only

CA8 Recombinant antibody

Catalog Number: 86004-2-RR



Basic Information

Catalog Number:

86004-2-RR

Size:

100ul, Concentration: 1000 µg/ml by

Nanodrop;

Source:

Rabbit

Isotype:

IgG

Immunogen Catalog Number:

AG3068

GenBank Accession Number:

BC015531

GeneID (NCBI):

767

UNIPROT ID:

P35219

Full Name:

carbonic anhydrase VIII

Calculated MW:

290 aa, 32 kDa

Observed MW:

32-35 kDa

Purification Method:

Protein A purification

CloneNo.:

250429C4

Recommended Dilutions:

WB: 1:5000-1:50000

Applications

Tested Applications:

WB, ELISA

Species Specificity:

human, mouse, rat

Positive Controls:

WB : HEK-293 cells, mouse brain tissue, Jurkat cells, K-562 cells, rat brain tissue

Background Information

The CA8 (CARP) gene encodes carbonic anhydrase VIII, which is part of a family of zinc metalloenzyme. CA8 has a central carbonic anhydrase motif, but it lacks carbonic anhydrase activity due to absence of catalytic zinc coordinating residues (PMID:2121526). CARP is a novel IP3R1-binding protein, and is expressed in Purkinje cells abundantly. CA8 is co-localized with IP3R1 in Purkinje cells and it binds to IP3R1, reducing the affinity of the receptor for its ligand, IP3 (PMID:12611586). Defects in CA8 are the cause of cerebellar ataxia mental retardation and dysequilibrium syndrome type 3 (CMARQ3) (PMID:19461874).

Storage

Storage:

Store at -20°C. Stable for one year after shipment.

Storage Buffer:

PBS with 0.02% sodium azide and 50% glycerol, pH7.3

Aliquoting is unnecessary for -20°C storage

*** 20ul sizes contain 0.1% BSA

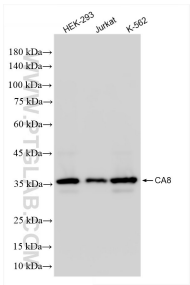
For technical support and original validation data for this product please contact:

T: 1 (888) 4PTGLAB (1-888-478-4522) (toll free in USA), or 1(312) 455-8498 (outside USA)

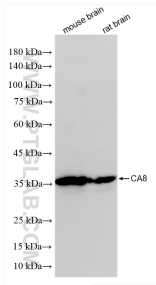
E: proteintech@ptglab.com
W: ptglab.com

This product is exclusively available under Proteintech Group brand and is not available to purchase from any other manufacturer.

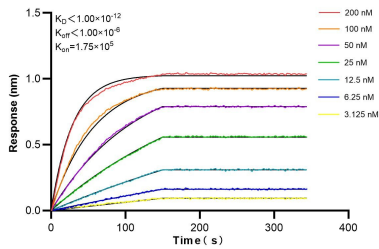
Selected Validation Data



Various lysates were subjected to SDS PAGE followed by western blot with 86004-2-RR (CA8 antibody) at dilution of 1:10000 incubated at room temperature for 1.5 hours.



Various lysates were subjected to SDS PAGE followed by western blot with 86004-2-RR (CA8 antibody) at dilution of 1:10000 incubated at room temperature for 1.5 hours.



Biolayer interferometry (BLI) kinetic assays of 86004-2-RR against Human CA8 were performed. The affinity constant is below 1 pM.