

For Research Use Only

# PCNP Recombinant monoclonal antibody, PBS Only (Detector)

Catalog Number:86075-2-PBS



## Basic Information

<b>Catalog Number:</b> 86075-2-PBS	<b>GenBank Accession Number:</b> BC013916	<b>Purification Method:</b> Protein A purification
<b>Size:</b> 100ug , Concentration: 1 mg/ml by Nanodrop;	<b>GeneID (NCBI):</b> 57092	<b>CloneNo.:</b> 250576E7
<b>Source:</b> Rabbit	<b>UNIPROT ID:</b> Q8WW12	
<b>Isotype:</b> IgG	<b>Full Name:</b> PEST proteolytic signal containing nuclear protein	
<b>Immunogen Catalog Number:</b> AG30951	<b>Calculated MW:</b> 19 kDa	

## Applications

**Tested Applications:**  
Cytometric bead array, Indirect ELISA

**Species Specificity:**  
human

## Product Information

86075-2-PBS targets PCNP as part of a matched antibody pair:

MP02799-1: 86075-3-PBS capture and 86075-2-PBS detection (validated in Cytometric bead array)

Unconjugated rabbit recombinant monoclonal antibody in PBS only (BSA and azide free) storage buffer at a concentration of 1 mg/mL, ready for conjugation. Created using Proteintech's proprietary in-house recombinant technology. Recombinant production enables unrivalled batch-to-batch consistency, easy scale-up, and future security of supply.

This conjugation ready format makes antibodies ideal for use in many applications including: ELISAs, multiplex assays requiring matched pairs, mass cytometry, and multiplex imaging applications. Antibody use should be optimized by the end user for each application and assay.

## Storage

**Storage:**  
Store at -80°C.

**Storage Buffer:**  
PBS only, pH7.3

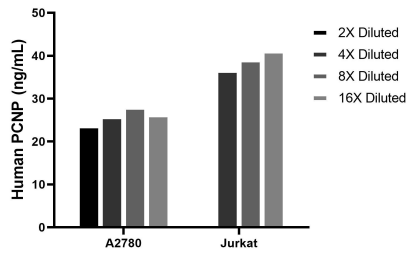
For technical support and original validation data for this product please contact:

T: 1 (888) 4PTGLAB (1-888-478-4522) (toll free in USA), or 1(312) 455-8498 (outside USA)

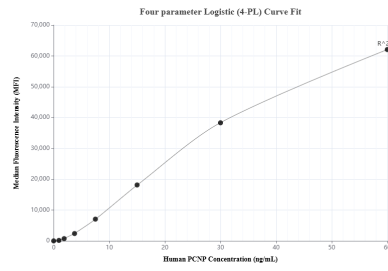
E: [proteintech@ptglab.com](mailto:proteintech@ptglab.com)  
W: [ptglab.com](http://ptglab.com)

**This product is exclusively available under Proteintech Group brand and is not available to purchase from any other manufacturer.**

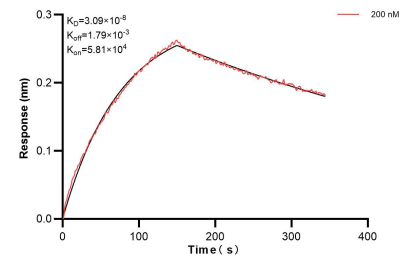
## Selected Validation Data



The mean PCNP concentration was determined to be 25.9 ng/mL in A2780 cell extract based on a 1.2 mg/mL extract load, 38.9 ng/mL in Jurkat cell extract based on a 1.2 mg/mL extract load.



Cytometric bead array standard curve of MP02799-1, PCNP Recombinant Matched Antibody Pair, PBS Only. Capture antibody: 86075-3-PBS. Detection antibody: 86075-2-PBS. Standard: Ag30951. Range: 0.938-60 ng/mL.



Bi-layer interferometry (BLI) kinetic assay of 86075-2-PBS against Human PCNP was performed. The affinity constant is 30.9 nM.