

For Research Use Only

Podoplanin Recombinant monoclonal antibody

Catalog Number: 86107-1-RR



Basic Information

Catalog Number: 86107-1-RR	GenBank Accession Number: NM_010329.3	Purification Method: Protein A purification
Size: 100ul , Concentration: 1000 µg/ml by Nanodrop;	GeneID (NCBI): 14726	CloneNo.: 250618C11
Source: Rabbit	UNIPROT ID: Q62011	Recommended Dilutions: IHC: 1:15000-1:30000
Isotype: IgG	Full Name: podoplanin	
Immunogen Catalog Number: EG2861	Calculated MW: 18 kDa	

Applications

Tested Applications: IHC, ELISA	Positive Controls: IHC : mouse kidney tissue, mouse skin tissue
Species Specificity: mouse	

Note-IHC: suggested antigen retrieval with TE buffer pH 9.0; (*) Alternatively, antigen retrieval may be performed with citrate buffer pH 6.0

Background Information

Podoplanin was identified as a glycoprotein found in the cell membranes of glomerular epithelial cells (podocyte) (PMID: 9327748). It is a lymphatic marker because the expression of podoplanin has been detected in lymphatic but not blood vascular endothelium, and is useful as the marker of tumor-associated Lymphangiogenesis. Podoplanin has a function in developing testis, most likely at the level of cell-cell interactions among pre-meiotic germ cells and immature Sertoli cells. It may be involved in cell migration and/or actin cytoskeleton organization. When expressed in keratinocytes, Podoplanin induces changes in cell morphology with transfected cells showing an elongated shape, numerous membrane protrusions, major reorganization of the actin cytoskeleton, increased motility and decreased cell adhesion. It is required for normal lung cell proliferation and alveolus formation at birth. Podoplanin induces platelet aggregation. It does not have any effect on folic acid or amino acid transport and does not function as a water channel or as a regulator of aquaporin-type water channels.

Storage

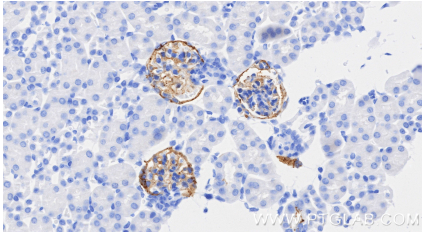
Storage:
Store at -20°C. Stable for one year after shipment.
Storage Buffer:
PBS with 0.02% sodium azide and 50% glycerol, pH7.3
Aliquoting is unnecessary for -20°C storage

*** 20ul sizes contain 0.1% BSA

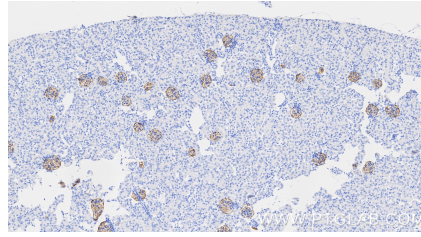
For technical support and original validation data for this product please contact:
T: 1 (888) 4PTGLAB (1-888-478-4522) (toll free in USA), or 1(312) 455-8498 (outside USA) E: proteintech@ptglab.com
W: ptglab.com

This product is exclusively available under Proteintech Group brand and is not available to purchase from any other manufacturer.

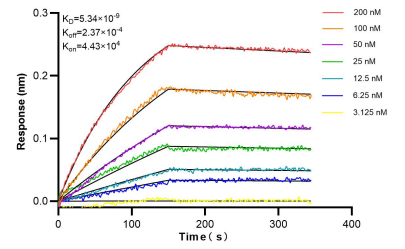
Selected Validation Data



Immunohistochemical analysis of paraffin-embedded mouse kidney tissue slide using 86107-1-RR (Pdpn antibody) at dilution of 1:30000 (under 40x lens). Heat mediated antigen retrieval with Tris-EDTA buffer (pH 9.0).



Immunohistochemical analysis of paraffin-embedded mouse kidney tissue slide using 86107-1-RR (Pdpn antibody) at dilution of 1:30000 (under 10x lens). Heat mediated antigen retrieval with Tris-EDTA buffer (pH 9.0).



Bi-layer interferometry (BLI) kinetic assays of 86107-1-RR against Mouse Podoplanin were performed. The affinity constant is 5.34 nM.