

For Research Use Only

F2R Recombinant antibody, PBS Only (Detector)

Catalog Number:86179-2-PBS



Basic Information

Catalog Number: 86179-2-PBS	GenBank Accession Number: BC051909	Purification Method: Protein A purification
Size: 100ug, Concentration: 1 mg/ml by Nanodrop;	GeneID (NCBI): 2149	CloneNo.: 250720C2
Source: Rabbit	UNIPROT ID: P25116	
Isotype: IgG	Full Name: coagulation factor II (thrombin) receptor	
Immunogen Catalog Number: AG24378	Calculated MW: 47 kDa	

Applications

Tested Applications:
Sandwich ELISA, Indirect ELISA, Sample test

Species Specificity:
human

Product Information

86179-2-PBS targets F2R as part of a matched antibody pair:

MP02430-1: 86179-3-PBS capture and 86179-2-PBS detection (validated in Sandwich ELISA)

Unconjugated rabbit recombinant monoclonal antibody in PBS only (BSA and azide free) storage buffer at a concentration of 1 mg/mL, ready for conjugation. Created using Proteintech's proprietary in-house recombinant technology. Recombinant production enables unrivalled batch-to-batch consistency, easy scale-up, and future security of supply.

This conjugation ready format makes antibodies ideal for use in many applications including: ELISAs, multiplex assays requiring matched pairs, mass cytometry, and multiplex imaging applications. Antibody use should be optimized by the end user for each application and assay.

Storage

Storage:
Store at -80°C.

Storage Buffer:
PBS only, pH7.3

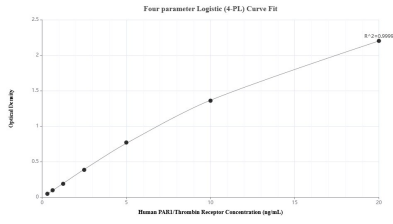
For technical support and original validation data for this product please contact:

T: 1 (888) 4PTGLAB (1-888-478-4522) (toll free in USA), or 1(312) 455-8498 (outside USA)

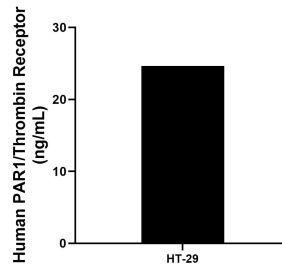
E: proteintech@ptglab.com
W: ptglab.com

This product is exclusively available under Proteintech Group brand and is not available to purchase from any other manufacturer.

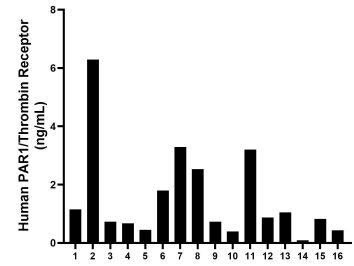
Selected Validation Data



Sandwich ELISA standard curve of MP02430-1, Human PAR1/Thrombin Receptor Recombinant Matched Antibody Pair - PBS only. 86179-3-PBS was coated to a plate as the capture antibody and incubated with serial dilutions of standard Ag24378. 86179-2-PBS was HRP conjugated as the detection antibody. Range: 0.313-20 ng/mL



The mean PAR1/Thrombin Receptor concentration was determined to be 24.63 ng/mL in HT-29 cell extract based on a 1.5 mg/mL extract load.



Serum of sixteen individual healthy human donors was measured. The human PAR1/Thrombin Receptor concentration of detected samples was determined to be 1.53 ng/mL with a range of 0.09 - 6.29 ng/mL.