

For Research Use Only

FOXO4 Recombinant antibody, PBS Only

Catalog Number: 86236-1-PBS



Basic Information

Catalog Number: 86236-1-PBS	GenBank Accession Number: BC106761	Purification Method: Protein A purification
Size: 100ug , Concentration: 1 mg/ml by Nanodrop;	GeneID (NCBI): 4303	CloneNo.: 250921F4
Source: Rabbit	UNIPROT ID: P98177	
Isotype: IgG	Full Name: forkhead box O4	
Immunogen Catalog Number: AG16169	Calculated MW: 505 aa, 54 kDa	
	Observed MW: 65 kDa	

Applications

Tested Applications:
WB, IF/ICC, Indirect ELISA

Species Specificity:
human, mouse, rat

Background Information

FOXO4, also named as AFX, AFX1 and MLLT7, is a transcription factor that is involved in the regulation of the insulin signaling pathway. It binds to insulin-response elements (IREs) and can activate transcription of IGF1BP1. FOXO downregulates the expression of HIF1A and suppresses hypoxia-induced transcriptional activation of HIF1A-modulated genes. It is involved in negative regulation of the cell cycle. A chromosomal aberration involving FOXO4 is found in acute leukemias.

Storage

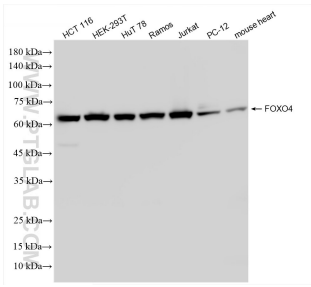
Storage:
Store at -80°C.

Storage Buffer:
PBS only, pH7.3

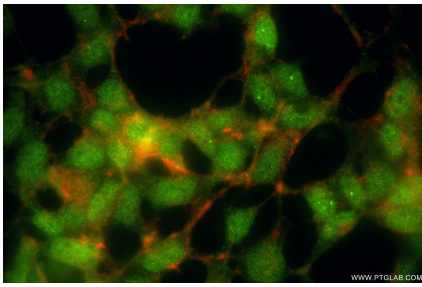
For technical support and original validation data for this product please contact:
T: 1 (888) 4PTGLAB (1-888-478-4522) (toll free in USA), or 1(312) 455-8498 (outside USA)
E: proteintech@ptglab.com
W: ptglab.com

This product is exclusively available under Proteintech Group brand and is not available to purchase from any other manufacturer.

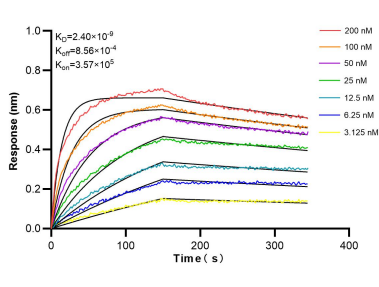
Selected Validation Data



Various lysates were subjected to SDS PAGE followed by western blot with 86236-1-RR (FOXO4 antibody) at dilution of 1:4000 incubated at room temperature for 1.5 hours. This data was developed using the same antibody clone with 86236-1-PBS in a different storage buffer formulation.



Immunofluorescent analysis of (4% PFA) fixed HEK-293T cells using FOXO4 antibody (86236-1-RR, Clone: 250921F4) at dilution of 1:200 and CoraLite® 488-Conjugated Goat Anti-Rabbit IgG(H+L) (SA00013-2), CL594-Phalloidin (red). This data was developed using the same antibody clone with 86236-1-PBS in a different storage buffer formulation.



Biolayer interferometry (BLI) kinetic assays of 86236-1-RR against Human FOXO4 were performed. The affinity constant is 2.40 nM.